



MUNICIPIO DE SAN AGUSTÍN METZQUITLÁN
ESTADO DE HIDALGO
Análisis Mensual de Egresos Pagados por Capítulo del Gasto al 31/oct/2017
(Cuentas con Movimientos)
(Cifras en pesos y centavos)

Objeto del Gasto	Presupuesto Vigente	Ene												Total (Vigente - Total)	Diferencia (Vigente - Total)	
		Ene	Feb	Mar	Abr	May	Jun	Jul	Ago	Sep	Oct	Nov	Dic			
230000 Muebles primas y materiales de producción y	\$26,732.64	\$0.00	\$0.00	\$0.00	\$0.00	\$24,055.54	\$0.00	\$0.00	\$0.00	\$0.00	\$0.00	\$0.00	\$0.00	\$0.00	\$26,732.64	\$0.00
231000 Productos agrícolas, agropecuarios y forestales	\$26,732.64	\$0.00	\$0.00	\$0.00	\$0.00	\$24,055.54	\$0.00	\$0.00	\$0.00	\$0.00	\$0.00	\$0.00	\$0.00	\$0.00	\$26,732.64	\$0.00
231004 Productos de madera	\$26,732.64	\$0.00	\$0.00	\$0.00	\$0.00	\$24,055.54	\$0.00	\$0.00	\$0.00	\$0.00	\$0.00	\$0.00	\$0.00	\$0.00	\$26,732.64	\$0.00
240000 Materiales y artículos de construcción y de reparación	\$185,483.82	\$0.00	\$0.00	\$5,679.76	\$19,598.00	\$2,282.38	\$4,819.90	\$59,800.00	\$0.00	\$0.00	\$0.00	\$0.00	\$0.00	\$0.00	\$185,483.82	\$0.00
241000 Productos minerales no metálicos	\$0.00	\$0.00	\$0.00	\$0.00	\$0.00	\$0.00	\$0.00	\$0.00	\$0.00	\$0.00	\$0.00	\$0.00	\$0.00	\$0.00	\$0.00	\$0.00
241001 Productos minerales no metálicos	\$0.00	\$0.00	\$0.00	\$0.00	\$0.00	\$0.00	\$0.00	\$0.00	\$0.00	\$0.00	\$0.00	\$0.00	\$0.00	\$0.00	\$0.00	\$0.00
242000 Cemento y productos de concreto	\$5,924.62	\$0.00	\$0.00	\$0.00	\$0.00	\$0.00	\$0.00	\$0.00	\$0.00	\$0.00	\$0.00	\$0.00	\$0.00	\$0.00	\$5,924.62	\$0.00
242001 Cemento y productos de concreto	\$5,924.62	\$0.00	\$0.00	\$0.00	\$0.00	\$0.00	\$0.00	\$0.00	\$0.00	\$0.00	\$0.00	\$0.00	\$0.00	\$0.00	\$5,924.62	\$0.00
244000 Madera y productos de madera	\$4,550.00	\$0.00	\$0.00	\$0.00	\$3,750.00	\$0.00	\$0.00	\$0.00	\$0.00	\$0.00	\$0.00	\$0.00	\$0.00	\$0.00	\$4,550.00	\$0.00
244001 Madera y productos de madera	\$4,550.00	\$0.00	\$0.00	\$0.00	\$3,750.00	\$0.00	\$0.00	\$0.00	\$0.00	\$0.00	\$0.00	\$0.00	\$0.00	\$0.00	\$4,550.00	\$0.00
246000 Material eléctrico y electrónico	\$78,361.66	\$0.00	\$0.00	\$8,679.76	\$5,411.10	\$6,077.04	\$3,967.20	\$3,967.20	\$0.00	\$0.00	\$0.00	\$0.00	\$0.00	\$0.00	\$78,361.66	\$0.00
246002 Material eléctrico	\$78,361.66	\$0.00	\$0.00	\$8,679.76	\$5,411.10	\$6,077.04	\$3,967.20	\$3,967.20	\$0.00	\$0.00	\$0.00	\$0.00	\$0.00	\$0.00	\$78,361.66	\$0.00
247000 Materiales para la construcción	\$2,305.00	\$0.00	\$0.00	\$0.00	\$0.00	\$0.00	\$0.00	\$0.00	\$0.00	\$0.00	\$0.00	\$0.00	\$0.00	\$0.00	\$2,305.00	\$0.00
247001 Artículos metálicos para la construcción	\$2,305.00	\$0.00	\$0.00	\$0.00	\$0.00	\$0.00	\$0.00	\$0.00	\$0.00	\$0.00	\$0.00	\$0.00	\$0.00	\$0.00	\$2,305.00	\$0.00
248000 Materiales complementarios	\$1,340.00	\$0.00	\$0.00	\$0.00	\$0.00	\$0.00	\$0.00	\$0.00	\$0.00	\$0.00	\$0.00	\$0.00	\$0.00	\$0.00	\$1,340.00	\$0.00
248001 Materiales complementarios	\$1,340.00	\$0.00	\$0.00	\$0.00	\$0.00	\$0.00	\$0.00	\$0.00	\$0.00	\$0.00	\$0.00	\$0.00	\$0.00	\$0.00	\$1,340.00	\$0.00
249000 Otros materiales y artículos de construcción	\$86,486.14	\$0.00	\$0.00	\$0.00	\$10,435.80	\$2,265.34	\$652.60	\$59,800.00	\$0.00	\$0.00	\$0.00	\$0.00	\$0.00	\$0.00	\$86,486.14	\$0.00
249001 Otros materiales y artículos de construcción	\$86,486.14	\$0.00	\$0.00	\$0.00	\$10,435.80	\$2,265.34	\$652.60	\$59,800.00	\$0.00	\$0.00	\$0.00	\$0.00	\$0.00	\$0.00	\$86,486.14	\$0.00
252000 Fertilizantes, pesticidas y otros agroquímicos	\$7,755.00	\$0.00	\$0.00	\$28,113.86	\$3,160.00	\$1,100.00	\$0.00	\$0.00	\$0.00	\$0.00	\$0.00	\$0.00	\$0.00	\$0.00	\$7,755.00	\$0.00
252001 Fertilizantes, pesticidas y otros agroquímicos	\$7,755.00	\$0.00	\$0.00	\$28,113.86	\$3,160.00	\$1,100.00	\$0.00	\$0.00	\$0.00	\$0.00	\$0.00	\$0.00	\$0.00	\$0.00	\$7,755.00	\$0.00
253000 Medicinas y productos farmacéuticos	\$19,888.50	\$0.00	\$0.00	\$0.00	\$0.00	\$0.00	\$0.00	\$0.00	\$0.00	\$0.00	\$0.00	\$0.00	\$0.00	\$0.00	\$19,888.50	\$0.00
253001 Medicinas y productos farmacéuticos	\$19,888.50	\$0.00	\$0.00	\$0.00	\$0.00	\$0.00	\$0.00	\$0.00	\$0.00	\$0.00	\$0.00	\$0.00	\$0.00	\$0.00	\$19,888.50	\$0.00
254000 Materiales, accesorios y suministros médicos	\$22,561.82	\$0.00	\$0.00	\$15,304.96	\$2,160.00	\$0.00	\$0.00	\$0.00	\$0.00	\$0.00	\$0.00	\$0.00	\$0.00	\$0.00	\$22,561.82	\$0.00
254001 Materiales y Suministros Médicos	\$22,561.82	\$0.00	\$0.00	\$15,304.96	\$2,160.00	\$0.00	\$0.00	\$0.00	\$0.00	\$0.00	\$0.00	\$0.00	\$0.00	\$0.00	\$22,561.82	\$0.00
259000 Otros productos químicos	\$73,416.20	\$0.00	\$0.00	\$0.00	\$0.00	\$0.00	\$0.00	\$0.00	\$0.00	\$0.00	\$0.00	\$0.00	\$0.00	\$0.00	\$73,416.20	\$0.00
259001 Otros productos químicos	\$73,416.20	\$0.00	\$0.00	\$0.00	\$0.00	\$0.00	\$0.00	\$0.00	\$0.00	\$0.00	\$0.00	\$0.00	\$0.00	\$0.00	\$73,416.20	\$0.00
260000 Combustibles, lubricantes y aditivos	\$870,196.08	\$0.00	\$19,192.72	\$43,651.04	\$108,841.31	\$141,285.24	\$20,764.00	\$146,975.74	\$116,854.43	\$0.00	\$0.00	\$0.00	\$0.00	\$0.00	\$870,196.08	\$0.00
260001 Combustibles, lubricantes y aditivos	\$870,196.08	\$0.00	\$19,192.72	\$43,651.04	\$108,841.31	\$141,285.24	\$20,764.00	\$146,975.74	\$116,854.43	\$0.00	\$0.00	\$0.00	\$0.00	\$0.00	\$870,196.08	\$0.00
270000 Combustibles y lubricantes vehiculares y otros	\$870,196.08	\$0.00	\$19,192.72	\$43,651.04	\$108,841.31	\$141,285.24	\$20,764.00	\$146,975.74	\$116,854.43	\$0.00	\$0.00	\$0.00	\$0.00	\$0.00	\$870,196.08	\$0.00
270001 Combustibles y lubricantes vehiculares y otros	\$870,196.08	\$0.00	\$19,192.72	\$43,651.04	\$108,841.31	\$141,285.24	\$20,764.00	\$146,975.74	\$116,854.43	\$0.00	\$0.00	\$0.00	\$0.00	\$0.00	\$870,196.08	\$0.00
271000 Vestuario y uniformes	\$89,397.12	\$0.00	\$0.00	\$0.00	\$0.00	\$0.00	\$0.00	\$0.00	\$0.00	\$0.00	\$0.00	\$0.00	\$0.00	\$0.00	\$89,397.12	\$0.00
271001 Vestuario, Uniformes	\$89,397.12	\$0.00	\$0.00	\$0.00	\$0.00	\$0.00	\$0.00	\$0.00	\$0.00	\$0.00	\$0.00	\$0.00	\$0.00	\$0.00	\$89,397.12	\$0.00
272000 Prendas de seguridad y protección personal	\$24,633.72	\$0.00	\$734.00	\$0.00	\$0.00	\$0.00	\$0.00	\$0.00	\$0.00	\$0.00	\$0.00	\$0.00	\$0.00	\$0.00	\$24,633.72	\$0.00
272001 Prendas de seguridad y protección personal	\$24,633.72	\$0.00	\$734.00	\$0.00	\$0.00	\$0.00	\$0.00	\$0.00	\$0.00	\$0.00	\$0.00	\$0.00	\$0.00	\$0.00	\$24,633.72	\$0.00
273000 Artículos deportivos	\$1,000.00	\$0.00	\$0.00	\$0.00	\$0.00	\$0.00	\$0.00	\$0.00	\$0.00	\$0.00	\$0.00	\$0.00	\$0.00	\$0.00	\$1,000.00	\$0.00
273001 Artículos deportivos	\$1,000.00	\$0.00	\$0.00	\$0.00	\$0.00	\$0.00	\$0.00	\$0.00	\$0.00	\$0.00	\$0.00	\$0.00	\$0.00	\$0.00	\$1,000.00	\$0.00
274000 Productos textiles	\$1,466.59	\$0.00	\$0.00	\$0.00	\$0.00	\$0.00	\$0.00	\$0.00	\$0.00	\$0.00	\$0.00	\$0.00	\$0.00	\$0.00	\$1,466.59	\$0.00
274001 Productos textiles	\$1,466.59	\$0.00	\$0.00	\$0.00	\$0.00	\$0.00	\$0.00	\$0.00	\$0.00	\$0.00	\$0.00	\$0.00	\$0.00	\$0.00	\$1,466.59	\$0.00

BAJO PROTESTA DE DECIR VERDAD DECLARAMOS QUE LAS CIFRAS CONTENIDAS EN ESTE ESTADO FINANCIERO SON VERACES Y CONTIENEN TODA LA INFORMACIÓN REFERENTE A LA SITUACIÓN Y/O LOS RESULTADOS DEL MUNICIPIO DE SAN AGUSTÍN METZQUITLÁN, HIDALGO, AFIRMANDO SER LEGALMENTE RESPONSABLES DE LA AUTENTICIDAD Y VERACIDAD DE LAS MISMAS, Y ASIMISMO, ASUMIMOS LA RESPONSABILIDAD DERIVADA DE CUALQUIER DECLARACIÓN EN FALSO SOBRE LAS MISMAS.



MUNICIPIO DE SAN AGUSTÍN METZQUITITLÁN
ESTADO DE SAN AGUSTÍN HIDALGO
Análisis Mensual de Egresos Pagados por Capítulo del Gasto al 31/oct/2017
(Cuentas con Movimientos)
(Cifras en Pesos y Centavos)

Objeto del Gasto	Presupuesto Vigente	Ene	Feb	Mar	Abr	May	Jun	Jul	Ago	Sep	Oct	Nov	Dic	Total (Vigente - Total)	Diferencia (Vigente - Total)
320000 Servicios de arrendamiento	\$161,023.77	\$0.00	\$0.00	\$1,740.00	\$51,222.81	\$16,080.00	\$17,580.96	\$2,000.00	\$5,840.00	\$11,860.00	\$20,390.00	\$0.00	\$0.00	\$120,965.77	\$38,196.00
322000 Arrendamiento de edificios	\$31,600.00	\$0.00	\$0.00	\$0.00	\$11,800.00	\$11,600.00	\$11,600.00	\$0.00	\$0.00	\$11,600.00	\$11,600.00	\$0.00	\$0.00	\$33,600.00	\$33,600.00
323000 Arrendamiento de mobiliario y equipo de ad	\$11,000.00	\$0.00	\$0.00	\$1,740.00	\$0.00	\$3,480.00	\$0.00	\$0.00	\$1,740.00	\$0.00	\$3,480.00	\$0.00	\$0.00	\$10,440.00	\$900.00
323002 Arrendamiento de Equipo de Fotocopiar	\$11,000.00	\$0.00	\$0.00	\$1,740.00	\$0.00	\$3,480.00	\$0.00	\$0.00	\$1,740.00	\$0.00	\$3,480.00	\$0.00	\$0.00	\$10,440.00	\$900.00
325000 Arrendamiento de equipo de transporte	\$5,200.00	\$0.00	\$0.00	\$0.00	\$0.00	\$0.00	\$0.00	\$0.00	\$0.00	\$0.00	\$5,200.00	\$0.00	\$0.00	\$5,200.00	\$0.00
325001 Servicios de arrendamiento de vehículos y €	\$5,200.00	\$0.00	\$0.00	\$0.00	\$0.00	\$0.00	\$0.00	\$0.00	\$0.00	\$0.00	\$5,200.00	\$0.00	\$0.00	\$5,200.00	\$0.00
325003 Arrendamiento de maquinaria, otros equip	\$40,122.81	\$0.00	\$0.00	\$0.00	\$40,122.81	\$0.00	\$0.00	\$0.00	\$0.00	\$0.00	\$0.00	\$0.00	\$0.00	\$40,122.81	\$0.00
325007 Arrendamiento de Maquinaria y Equipo	\$40,122.81	\$0.00	\$0.00	\$0.00	\$40,122.81	\$0.00	\$0.00	\$0.00	\$0.00	\$0.00	\$0.00	\$0.00	\$0.00	\$40,122.81	\$0.00
325008 Otros arrendamientos	\$13,080.96	\$0.00	\$0.00	\$0.00	\$0.00	\$0.00	\$0.00	\$0.00	\$0.00	\$0.00	\$0.00	\$0.00	\$0.00	\$13,080.96	\$0.00
330000 Servicios de consultoría administrativa, proc	\$157,037.85	\$0.00	\$48.00	\$0.00	\$0.00	\$0.00	\$5,960.06	\$2,000.00	\$4,100.00	\$0.00	\$13,054.72	\$0.00	\$0.00	\$180,593.83	\$16,476.02
333001 Servicios de consultoría administrativa, proc	\$2,300.00	\$0.00	\$0.00	\$0.00	\$2,300.00	\$0.00	\$0.00	\$0.00	\$0.00	\$0.00	\$0.00	\$0.00	\$0.00	\$2,300.00	\$0.00
333001 Servicios de apoyo administrativo, fotocopia	\$48,489.84	\$0.00	\$18.00	\$0.00	\$0.00	\$1,373.80	\$0.00	\$0.00	\$0.00	\$0.00	\$4,054.72	\$0.00	\$0.00	\$54,938.84	\$2,290.00
333001 Servicios de apoyo administrativo, fotocopia	\$2,418.80	\$0.00	\$88.00	\$0.00	\$8.00	\$72.80	\$0.00	\$0.00	\$0.00	\$0.00	\$0.00	\$0.00	\$0.00	\$166.80	\$0.00
339002 Formas valoradas	\$46,073.04	\$0.00	\$0.00	\$0.00	\$15,103.32	\$1,300.00	\$0.00	\$0.00	\$0.00	\$0.00	\$4,054.72	\$0.00	\$0.00	\$66,517.04	\$2,290.00
339003 Servicios profesionales, científicos y técnico	\$106,228.01	\$0.00	\$0.00	\$0.00	\$0.00	\$0.00	\$0.00	\$49,000.00	\$22,959.99	\$10,000.00	\$3,000.00	\$0.00	\$0.00	\$91,999.99	\$14,228.02
340000 Servicios financieros, bancarios y comestible	\$1,627.72	\$0.00	\$0.00	\$0.00	\$1,035.72	\$0.00	\$0.00	\$0.00	\$23,969.99	\$0.00	\$200.00	\$0.00	\$0.00	\$1,205.72	\$422.00
347001 Fletes y Manutenas	\$1,627.72	\$0.00	\$0.00	\$0.00	\$1,035.72	\$0.00	\$0.00	\$0.00	\$23,969.99	\$0.00	\$200.00	\$0.00	\$0.00	\$1,205.72	\$422.00
350000 Servicios de instalación, reparación, manteni	\$409,253.09	\$0.00	\$0.00	\$118,238.20	\$57,984.91	\$86,185.11	\$45,179.73	\$4,547.20	\$5,054.98	\$45,448.44	\$30,411.40	\$0.00	\$0.00	\$370,019.67	\$39,233.42
351000 Conservación y mantenimiento menor de in	\$178,298.95	\$0.00	\$0.00	\$103,673.00	\$0.00	\$35,300.00	\$148.65	\$0.00	\$0.00	\$25,000.00	\$0.00	\$0.00	\$0.00	\$184,721.65	\$11,577.30
352000 Conservación y mantenimiento menor de in	\$2,088.00	\$0.00	\$0.00	\$0.00	\$0.00	\$0.00	\$748.65	\$0.00	\$0.00	\$25,000.00	\$0.00	\$0.00	\$0.00	\$184,721.65	\$11,577.30
352000 Instalación, reparación y mantenimiento de	\$2,088.00	\$0.00	\$0.00	\$0.00	\$0.00	\$0.00	\$748.65	\$0.00	\$0.00	\$25,000.00	\$0.00	\$0.00	\$0.00	\$184,721.65	\$11,577.30
352001 Mantenimiento de Mobiliario y Equipo de Ac	\$2,558.99	\$0.00	\$0.00	\$0.00	\$0.00	\$0.00	\$0.00	\$2,088.00	\$0.00	\$0.00	\$0.00	\$0.00	\$0.00	\$2,088.00	\$0.00
353001 Mantenimiento de bienes informáticos	\$2,558.99	\$0.00	\$0.00	\$0.00	\$0.00	\$0.00	\$0.00	\$2,088.00	\$0.00	\$0.00	\$0.00	\$0.00	\$0.00	\$2,088.00	\$0.00
355000 Reparación y mantenimiento de equipo de t	\$192,296.65	\$0.00	\$0.00	\$11,565.20	\$37,804.91	\$26,743.81	\$19,633.08	\$2,459.20	\$5,054.98	\$17,258.25	\$30,411.40	\$0.00	\$0.00	\$189,330.63	\$22,325.82
355001 Reparación y mantenimiento de Vehículos	\$192,296.65	\$0.00	\$0.00	\$11,565.20	\$37,804.91	\$26,743.81	\$19,633.08	\$2,459.20	\$5,054.98	\$17,258.25	\$30,411.40	\$0.00	\$0.00	\$189,330.63	\$22,325.82
358000 Reparación y mantenimiento de equipo de c	\$13,000.00	\$0.00	\$0.00	\$0.00	\$0.00	\$0.00	\$0.00	\$0.00	\$0.00	\$0.00	\$0.00	\$0.00	\$0.00	\$0.00	\$0.00
358001 Reparación y mantenimiento de equipo de c	\$13,000.00	\$0.00	\$0.00	\$0.00	\$0.00	\$0.00	\$0.00	\$0.00	\$0.00	\$0.00	\$0.00	\$0.00	\$0.00	\$0.00	\$0.00
357000 Instalación, reparación y mantenimiento de	\$30,039.30	\$0.00	\$0.00	\$0.00	\$0.00	\$0.00	\$0.00	\$0.00	\$0.00	\$0.00	\$0.00	\$0.00	\$0.00	\$0.00	\$0.00
357001 Mantenimiento de Maquinaria y Equipo	\$30,039.30	\$0.00	\$0.00	\$0.00	\$0.00	\$0.00	\$0.00	\$0.00	\$0.00	\$0.00	\$0.00	\$0.00	\$0.00	\$0.00	\$0.00
358000 Servicios de limpieza y manejo de desechos:	\$3,011.20	\$0.00	\$0.00	\$0.00	\$180.00	\$5,141.30	\$24,598.00	\$0.00	\$0.00	\$1,411.20	\$0.00	\$0.00	\$0.00	\$17,761.20	\$1,250.00
358001 Servicio de Lavandería Limpieza y Fumigac	\$3,011.20	\$0.00	\$0.00	\$0.00	\$180.00	\$5,141.30	\$24,598.00	\$0.00	\$0.00	\$1,411.20	\$0.00	\$0.00	\$0.00	\$17,761.20	\$1,250.00
360000 Servicios de comunicación social y publicida	\$68,260.00	\$0.00	\$0.00	\$3,480.00	\$6,960.00	\$3,480.00	\$37,120.00	\$0.00	\$3,480.00	\$3,480.00	\$8,380.00	\$0.00	\$0.00	\$64,380.00	\$1,900.00
361000 Difusión de programas y actividades gubern	\$31,480.00	\$0.00	\$0.00	\$3,480.00	\$6,960.00	\$3,480.00	\$37,120.00	\$0.00	\$3,480.00	\$3,480.00	\$8,380.00	\$0.00	\$0.00	\$29,500.00	\$1,900.00
361001 Difusión de programas y actividades gubern	\$31,480.00	\$0.00	\$0.00	\$3,480.00	\$6,960.00	\$3,480.00	\$37,120.00	\$0.00	\$3,480.00	\$3,480.00	\$8,380.00	\$0.00	\$0.00	\$29,500.00	\$1,900.00

BAJO PROTESTA DE DECIR VERDAD DECLARAMOS QUE LAS CIFRAS CONTENIDAS EN ESTE ESTADO FINANCIERO SON VERACES Y CONTIENEN TODA LA INFORMACIÓN REFERENTE A LA SITUACIÓN Y/O LOS RESULTADOS DEL MUNICIPIO DE SAN AGUSTÍN METZQUITITLÁN, HIDALGO, AFIRMANDO SER LEGALMENTE RESPONSABLES DE LA AUTENTICIDAD Y VERACIDAD DE LAS MISMAS, Y ASIMISMO, ASUMIMOS LA RESPONSABILIDAD DERIVADA DE CUALQUIER DECLARACION EN FALSO SOBRE LAS MISMAS.

MUNICIPIO DE SAN AGUSTIN METZQUITTLAN
ESTADO DE HIDALGO
Analfítico Mensual de Egresos Pagados por Capitulo del Gasto al 31/oct/2017
(Cuentas con Movimientos)
(Cifras en pesos y centavos)

Objeto del Gasto	Presupuesto Vigente	Ene	Feb	Mar	Abr	May	Jun	Jul	Ago	Sep	Oct	Nov	Dic	Total	Diferencia (Vigente - Total)
591000 Software	\$30,000.00	\$0.00	\$0.00	\$0.00	\$30,000.00	\$0.00	\$0.00	\$0.00	\$0.00	\$0.00	\$0.00	\$0.00	\$0.00	\$30,000.00	\$0.00
591001 Software	\$30,000.00	\$0.00	\$0.00	\$0.00	\$30,000.00	\$0.00	\$0.00	\$0.00	\$0.00	\$0.00	\$0.00	\$0.00	\$0.00	\$30,000.00	\$0.00
600000 INVERSION PUBLICA	\$8,230,954.05	\$0.00	\$0.00	\$0.00	\$0.00	\$0.00	\$0.00	\$0.00	\$808,297.91	\$808,297.91	\$0.00	\$0.00	\$0.00	\$1,616,595.82	\$6,614,358.23
610000 Otra pública en bienes de dominio público	\$8,230,954.05	\$0.00	\$0.00	\$0.00	\$0.00	\$0.00	\$0.00	\$0.00	\$808,297.91	\$808,297.91	\$0.00	\$0.00	\$0.00	\$1,616,595.82	\$6,614,358.23
614000 División de terrenos y construcción de obra	\$8,230,954.05	\$0.00	\$0.00	\$0.00	\$0.00	\$0.00	\$0.00	\$0.00	\$808,297.91	\$808,297.91	\$0.00	\$0.00	\$0.00	\$1,616,595.82	\$6,614,358.23
614001 División de terrenos y construcción de obra	\$8,230,954.05	\$0.00	\$0.00	\$0.00	\$0.00	\$0.00	\$0.00	\$0.00	\$808,297.91	\$808,297.91	\$0.00	\$0.00	\$0.00	\$1,616,595.82	\$6,614,358.23
Total	\$37,287,715.54	\$1,714,541.13	\$2,007,248.50	\$2,257,250.00	\$2,257,250.00	\$2,257,250.00	\$2,194,947.11	\$1,785,997.27	\$2,175,297.25	\$1,714,240.00	\$2,257,250.00	\$2,257,250.00	\$0.00	\$22,822,594.91	\$14,465,120.63

[Handwritten Signature]
L.C. HECTOR BERRIANO CRUZ
TESORERO MUNICIPAL



C. ASCENSION TELIZ KRISTIAN
SINDICO FUNDADOR

[Handwritten Signature]
L.D. ALBERTO RUIZ YARGAS
PRESIDENTA MUNICIPAL



"BAJO PROTESTA DE DECIR VERDAD DECLARAMOS QUE LAS CIFRAS CONTENIDAS EN ESTE ESTADO FINANCIERO SON VERACES Y CONTIENEN TODA LA INFORMACION REFERENTE A LA SITUACION Y/O LOS RESULTADOS DEL MUNICIPIO DE SAN AGUSTIN METZQUITTLAN, HIDALGO, AFIRMANDO SER LEGALMENTE RESPONSABLES DE LA AUTENTICIDAD Y VERACIDAD DE LAS MISMAS, Y ASIMISMO, ASUMIMOS LA RESPONSABILIDAD DERIVADA DE CUALQUIER DECLARACION EN FALSO SOBRE LAS MISMAS".



MUNICIPIO DE SAN AGUSTÍN METZQUITLÁN
ESTADO DE HIDALGO
Analtico Mensual de Egresos Pagados por Capitulo del Gasto al 30/nov/2017
(Cuentas con Movimientos)
(Cifras en pesos y centavos)

Objeto del Gasto	Presupuesto Vigente	Ene	Feb	Mar	Abr	May	Jun	Jul	Agosto	Sep	Oct	Nov	Dic	Total	Diferencia (Vigente - Total)
230000 Maletines primos y maletines de producción	\$26,732.64	\$0.00	\$0.00	\$0.00	\$0.00	\$24,055.64	\$0.00	\$0.00	\$0.00	\$0.00	\$2,677.00	\$0.00	\$0.00	\$26,732.64	\$0.00
231000 Productos alimenticios, abarrotes y for	\$26,732.64	\$0.00	\$0.00	\$0.00	\$0.00	\$24,055.64	\$0.00	\$0.00	\$0.00	\$0.00	\$2,677.00	\$0.00	\$0.00	\$26,732.64	\$0.00
240000 Materiales y artículos de construcción y de re	\$24,144.98	\$0.00	\$0.00	\$8,873.78	\$0.00	\$70,566.80	\$8,282.38	\$0.00	\$0.00	\$0.00	\$0.00	\$0.00	\$0.00	\$33,833.56	\$1,578.71
241000 Productos minerales no metálicos	\$6,536.20	\$0.00	\$0.00	\$0.00	\$0.00	\$0.00	\$0.00	\$0.00	\$0.00	\$0.00	\$0.00	\$0.00	\$0.00	\$6,536.20	\$0.00
241001 Productos minerales no metálicos	\$6,536.20	\$0.00	\$0.00	\$0.00	\$0.00	\$0.00	\$0.00	\$0.00	\$0.00	\$0.00	\$0.00	\$0.00	\$0.00	\$6,536.20	\$0.00
242000 Cemento y productos de concreto	\$5,924.62	\$0.00	\$0.00	\$0.00	\$0.00	\$0.00	\$0.00	\$0.00	\$0.00	\$0.00	\$0.00	\$0.00	\$0.00	\$5,924.62	\$0.00
242001 Cemento y productos de concreto	\$5,924.62	\$0.00	\$0.00	\$0.00	\$0.00	\$0.00	\$0.00	\$0.00	\$0.00	\$0.00	\$0.00	\$0.00	\$0.00	\$5,924.62	\$0.00
244000 Madera y productos de madera	\$4,550.00	\$0.00	\$0.00	\$0.00	\$0.00	\$0.00	\$0.00	\$0.00	\$0.00	\$0.00	\$0.00	\$0.00	\$0.00	\$4,550.00	\$0.00
244001 Madera y productos de madera	\$4,550.00	\$0.00	\$0.00	\$0.00	\$0.00	\$0.00	\$0.00	\$0.00	\$0.00	\$0.00	\$0.00	\$0.00	\$0.00	\$4,550.00	\$0.00
246000 Material eléctrico y electrónico	\$118,039.02	\$0.00	\$0.00	\$0.00	\$0.00	\$0.00	\$0.00	\$0.00	\$0.00	\$0.00	\$0.00	\$0.00	\$0.00	\$118,039.02	\$0.00
246001 Material Eléctrico	\$115,547.86	\$0.00	\$0.00	\$0.00	\$0.00	\$0.00	\$0.00	\$0.00	\$0.00	\$0.00	\$0.00	\$0.00	\$0.00	\$115,547.86	\$0.00
246002 Material Eléctrico	\$2,491.16	\$0.00	\$0.00	\$0.00	\$0.00	\$0.00	\$0.00	\$0.00	\$0.00	\$0.00	\$0.00	\$0.00	\$0.00	\$2,491.16	\$0.00
247000 Artículos médicos para la construcción	\$2,355.00	\$0.00	\$0.00	\$0.00	\$0.00	\$0.00	\$0.00	\$0.00	\$0.00	\$0.00	\$0.00	\$0.00	\$0.00	\$2,355.00	\$0.00
247001 Artículos médicos para la construcción	\$2,355.00	\$0.00	\$0.00	\$0.00	\$0.00	\$0.00	\$0.00	\$0.00	\$0.00	\$0.00	\$0.00	\$0.00	\$0.00	\$2,355.00	\$0.00
248000 Materiales complementarios	\$1,090.00	\$0.00	\$0.00	\$0.00	\$0.00	\$0.00	\$0.00	\$0.00	\$0.00	\$0.00	\$0.00	\$0.00	\$0.00	\$1,090.00	\$0.00
249000 Materiales complementarios	\$1,090.00	\$0.00	\$0.00	\$0.00	\$0.00	\$0.00	\$0.00	\$0.00	\$0.00	\$0.00	\$0.00	\$0.00	\$0.00	\$1,090.00	\$0.00
249001 Cintas materiales y artículos de construcción	\$202,956.14	\$0.00	\$0.00	\$0.00	\$0.00	\$0.00	\$0.00	\$0.00	\$0.00	\$0.00	\$0.00	\$0.00	\$0.00	\$202,956.14	\$0.00
249002 Productos químicos, farmaciales y de labo	\$123,327.92	\$0.00	\$0.00	\$0.00	\$0.00	\$0.00	\$0.00	\$0.00	\$0.00	\$0.00	\$0.00	\$0.00	\$0.00	\$123,327.92	\$0.00
250000 Fertilizantes, pesticidas y otros agroquímico	\$7,755.00	\$0.00	\$0.00	\$0.00	\$0.00	\$0.00	\$0.00	\$0.00	\$0.00	\$0.00	\$0.00	\$0.00	\$0.00	\$7,755.00	\$0.00
250001 Fertilizantes y Fertilizantes	\$7,755.00	\$0.00	\$0.00	\$0.00	\$0.00	\$0.00	\$0.00	\$0.00	\$0.00	\$0.00	\$0.00	\$0.00	\$0.00	\$7,755.00	\$0.00
253000 Medicinas y productos farmacéuticos	\$20,568.50	\$0.00	\$0.00	\$0.00	\$0.00	\$0.00	\$0.00	\$0.00	\$0.00	\$0.00	\$0.00	\$0.00	\$0.00	\$20,568.50	\$0.00
253001 Medicinas y productos farmacéuticos	\$20,568.50	\$0.00	\$0.00	\$0.00	\$0.00	\$0.00	\$0.00	\$0.00	\$0.00	\$0.00	\$0.00	\$0.00	\$0.00	\$20,568.50	\$0.00
254000 Mantenimientos, accesorios y suministros medic	\$21,561.82	\$0.00	\$0.00	\$0.00	\$0.00	\$0.00	\$0.00	\$0.00	\$0.00	\$0.00	\$0.00	\$0.00	\$0.00	\$21,561.82	\$0.00
254001 Mantenimientos y Suministros Médicos	\$21,561.82	\$0.00	\$0.00	\$0.00	\$0.00	\$0.00	\$0.00	\$0.00	\$0.00	\$0.00	\$0.00	\$0.00	\$0.00	\$21,561.82	\$0.00
259000 Otros productos químicos	\$73,416.20	\$0.00	\$0.00	\$0.00	\$0.00	\$0.00	\$0.00	\$0.00	\$0.00	\$0.00	\$0.00	\$0.00	\$0.00	\$73,416.20	\$0.00
259001 Combustibles, lubricantes y aditivos	\$909,884.25	\$0.00	\$18,182.72	\$43,651.04	\$108,841.31	\$141,285.24	\$20,764.00	\$0.00	\$0.00	\$0.00	\$24,180.20	\$0.00	\$0.00	\$909,884.25	\$0.00
261000 Combustibles y Lubricantes vehiculos y equ	\$909,884.25	\$0.00	\$19,192.72	\$43,651.04	\$108,841.31	\$141,285.24	\$20,764.00	\$0.00	\$0.00	\$0.00	\$24,180.20	\$0.00	\$0.00	\$909,884.25	\$0.00
270000 Vestuario, blancos, prendas de protección y:	\$72,416.20	\$0.00	\$0.00	\$0.00	\$0.00	\$0.00	\$0.00	\$0.00	\$0.00	\$0.00	\$0.00	\$0.00	\$0.00	\$72,416.20	\$0.00
271000 Vestuario y uniformes	\$80,397.12	\$0.00	\$0.00	\$0.00	\$0.00	\$0.00	\$0.00	\$0.00	\$0.00	\$0.00	\$0.00	\$0.00	\$0.00	\$80,397.12	\$0.00
271001 Vestuario Uniformes	\$80,397.12	\$0.00	\$0.00	\$0.00	\$0.00	\$0.00	\$0.00	\$0.00	\$0.00	\$0.00	\$0.00	\$0.00	\$0.00	\$80,397.12	\$0.00
272000 Prendas de seguridad y protección personal	\$26,833.72	\$0.00	\$0.00	\$0.00	\$0.00	\$0.00	\$0.00	\$0.00	\$0.00	\$0.00	\$0.00	\$0.00	\$0.00	\$26,833.72	\$0.00
272001 Prendas de Protección	\$26,833.72	\$0.00	\$0.00	\$0.00	\$0.00	\$0.00	\$0.00	\$0.00	\$0.00	\$0.00	\$0.00	\$0.00	\$0.00	\$26,833.72	\$0.00
273000 Artículos deportivos	\$1,000.00	\$0.00	\$0.00	\$0.00	\$0.00	\$0.00	\$0.00	\$0.00	\$0.00	\$0.00	\$0.00	\$0.00	\$0.00	\$1,000.00	\$0.00
273001 Artículos Deportivos	\$1,000.00	\$0.00	\$0.00	\$0.00	\$0.00	\$0.00	\$0.00	\$0.00	\$0.00	\$0.00	\$0.00	\$0.00	\$0.00	\$1,000.00	\$0.00
274000 Productos textiles	\$1,466.59	\$0.00	\$0.00	\$0.00	\$0.00	\$0.00	\$0.00	\$0.00	\$0.00	\$0.00	\$0.00	\$0.00	\$0.00	\$1,466.59	\$0.00
274001 Productos textiles	\$1,466.59	\$0.00	\$0.00	\$0.00	\$0.00	\$0.00	\$0.00	\$0.00	\$0.00	\$0.00	\$0.00	\$0.00	\$0.00	\$1,466.59	\$0.00

BAJO PROTESTA DE DECIR VERDAD DECLARAMOS QUE LAS CIFRAS CONTENIDAS EN ESTE ESTADO FINANCIERO SON VERACES Y CONTIENEN TODA LA INFORMACION REFERENTE A LA SITUACION Y/O LOS RESULTADOS DEL MUNICIPIO DE SAN AGUSTIN METZQUITLAN, HIDALGO, AFIRMANDO SER LEGALMENTE RESPONSABLES DE LA AUTENTICIDAD Y VERACIDAD DE LAS MISMAS, Y ASIMISMO, ASUMIMOS LA RESPONSABILIDAD DERIVADA DE CUALQUIER DECLARACION EN FALSO SOBRE LAS MISMAS.



MUNICIPIO DE SAN AGUSTÍN METZQUITLÁN
ESTADO DE HIDALGO
Analfico Mensual de Egresos Pagados por Capítulo del Gasto al 30/nov/2017
(Cuentas con Movimientos)
(Otras en pesos y centavo)

Objeto del Gasto	Presupuesto Vigente	Ene	Feb	Mar	Abr	May	Jun	Jul	Ago	Sep	Oct	Nov	Dic	Total	Diferencia	
2730001	Bancos y otros productos bancarios, excepto i	\$0.00	\$0.00	\$27,624.20	\$0.00	-18,104.07	\$0.00	\$0.00	\$0.00	\$169.00	\$0.00	\$0.00	\$0.00	\$9,689.13	\$37.00	
2820000	Material y suministros para seguridad	\$0.00	\$0.00	\$27,034.20	\$0.00	-18,104.07	\$0.00	\$0.00	\$0.00	\$169.00	\$0.00	\$0.00	\$0.00	\$9,689.13	\$37.00	
2820000	Materiales de seguridad pública	\$0.00	\$0.00	\$0.00	\$0.00	\$0.00	\$0.00	\$0.00	\$0.00	\$0.00	\$0.00	\$0.00	\$0.00	\$0.00	\$0.00	
2820000	Materiales de Seguridad Pública	\$0.00	\$2,690.00	\$0.00	\$0.00	\$0.00	\$0.00	\$0.00	\$0.00	\$0.00	\$0.00	\$0.00	\$0.00	\$2,690.00	\$0.00	
2830000	Proveedores de protección para seguridad públi	\$0.00	\$0.00	\$0.00	\$0.00	\$0.00	\$0.00	\$0.00	\$0.00	\$0.00	\$0.00	\$0.00	\$0.00	\$0.00	\$0.00	
2830001	Puntadas de protección para seguridad públi	\$0.00	\$0.00	\$0.00	\$0.00	\$0.00	\$0.00	\$0.00	\$0.00	\$0.00	\$0.00	\$0.00	\$0.00	\$0.00	\$0.00	
2830000	Herramientas, refacciones y accesorios man	\$373,233.31	\$0.00	\$0.00	\$21,534.20	\$47,557.44	\$80,321.30	\$1,201.40	\$18,245.16	\$68,590.16	\$59,105.55	\$45,141.64	\$0.00	\$354,024.22	\$15,799.09	
2910000	Herramientas Manuales	\$110,884.27	\$0.00	\$0.00	\$10,751.15	\$12,045.89	\$19,128.11	\$0.00	\$7,012.72	\$24,389.53	\$15,720.43	\$16,841.93	\$0.00	\$103,325.74	\$1,558.53	
2910001	Herramientas Manuales	\$0.00	\$0.00	\$3,995.88	\$10,751.15	\$12,045.89	\$19,128.11	\$0.00	\$7,012.72	\$24,389.53	\$15,720.43	\$16,841.93	\$0.00	\$103,325.74	\$1,558.53	
2920000	Refacciones y accesorios menores de edific	\$24,753.51	\$0.00	\$0.00	\$0.00	\$0.00	\$0.00	\$0.00	\$0.00	\$0.00	\$0.00	\$0.00	\$0.00	\$24,753.51	\$357.96	
2920001	Refacciones y accesorios menores de mobili	\$12,309.85	\$0.00	\$0.00	\$0.00	\$0.00	\$0.00	\$0.00	\$0.00	\$0.00	\$0.00	\$0.00	\$0.00	\$12,309.85	\$0.00	
2940000	Refacciones y accesorios menores de equip	\$17,559.23	\$0.00	\$0.00	\$0.00	\$0.00	\$0.00	\$0.00	\$0.00	\$0.00	\$0.00	\$0.00	\$0.00	\$17,559.23	\$0.00	
2940001	Refacciones y accesorios menores de equip	\$225,095.20	\$0.00	\$0.00	\$1,248.00	\$16,171.04	\$28,328.79	\$1,203.40	\$10,225.95	\$45,791.14	\$34,363.40	\$27,332.72	\$0.00	\$149,903.60	\$15,102.80	
2960001	Refacciones y accesorios menores de equip	\$205,095.20	\$0.00	\$0.00	\$0.00	\$0.00	\$0.00	\$0.00	\$0.00	\$0.00	\$0.00	\$0.00	\$0.00	\$205,095.20	\$0.00	
2980001	Refacciones y accesorios menores de equip	\$205,095.20	\$0.00	\$0.00	\$0.00	\$0.00	\$0.00	\$0.00	\$0.00	\$0.00	\$0.00	\$0.00	\$0.00	\$205,095.20	\$0.00	
2980001	Refacciones y accesorios menores de equip	\$205,095.20	\$0.00	\$0.00	\$0.00	\$0.00	\$0.00	\$0.00	\$0.00	\$0.00	\$0.00	\$0.00	\$0.00	\$205,095.20	\$0.00	
3000000	SERVICIOS GENERALES	\$3,719,272.35	\$16,315.10	\$191,022.00	\$335,442.20	\$382,097.32	\$338,597.70	\$358,638.87	\$304,748.50	\$240,416.51	\$305,992.75	\$420,290.79	\$395,507.27	\$3,348,898.51	\$370,978.85	
3100000	Servicios Telecom	\$1,944,917.66	\$0.00	\$190,929.08	\$181,770.47	\$194,037.61	\$192,102.42	\$168,545.45	\$210,950.89	\$171,945.92	\$138,697.99	\$228,644.95	\$178,691.21	\$0.00	\$1,751,783.10	\$193,134.58
3110001	Servicio de Energía Eléctrica	\$1,900,000.00	\$0.00	\$150,929.08	\$177,478.47	\$178,506.91	\$180,205.97	\$166,648.25	\$209,161.99	\$172,284.92	\$135,669.97	\$222,427.95	\$171,424.21	\$0.00	\$1,708,717.73	\$191,202.27
3120000	Gas	\$4,180.21	\$0.00	\$0.00	\$0.00	\$254.79	\$0.00	\$483.20	\$0.00	\$0.00	\$1,465.50	\$537.00	\$0.00	\$2,790.49	\$1,400.31	
3140001	Teléfono tradicional	\$12,989.00	\$0.00	\$0.00	\$0.00	\$2,778.60	\$1,390.00	\$1,389.00	\$1,319.00	\$1,399.00	\$1,390.00	\$1,390.00	\$0.00	\$12,989.00	\$88.00	
3140001	Servicio Telefónico Tradicional	\$12,989.00	\$0.00	\$0.00	\$0.00	\$2,778.60	\$1,390.00	\$1,389.00	\$1,319.00	\$1,399.00	\$1,390.00	\$1,390.00	\$0.00	\$12,989.00	\$88.00	
3170000	Servicio de acceso de Internet, redes y piro	\$27,475.00	\$0.00	\$0.00	\$4,292.00	\$4,292.00	\$4,292.00	\$25.00	\$4,292.00	\$4,292.00	\$0.00	\$4,292.00	\$5,684.00	\$27,169.00	\$396.00	
3170001	Servicios de Conducción de Servicios Análg	\$27,475.00	\$0.00	\$0.00	\$4,292.00	\$4,292.00	\$4,292.00	\$25.00	\$4,292.00	\$4,292.00	\$0.00	\$4,292.00	\$5,684.00	\$27,169.00	\$396.00	
3180000	Servicios postales y telegráficos	\$872.97	\$0.00	\$0.00	\$226.00	\$214.45	\$0.00	\$0.00	\$0.00	\$0.00	\$172.52	\$0.00	\$0.00	\$872.97	\$80.00	
3180001	Servicio Postal	\$872.97	\$0.00	\$0.00	\$226.00	\$214.45	\$0.00	\$0.00	\$0.00	\$0.00	\$172.52	\$0.00	\$0.00	\$872.97	\$80.00	
3200000	Servicios de arrendamiento	\$19,180.00	\$0.00	\$0.00	\$1,746.00	\$51,722.81	\$16,690.00	\$17,580.96	\$2,000.00	\$5,840.00	\$11,600.00	\$20,300.00	\$30,800.88	\$0.00	\$122,260.00	\$22,080.00
3220000	Arrendamiento de edificios	\$91,000.00	\$0.00	\$0.00	\$0.00	\$11,600.00	\$11,600.00	\$11,600.00	\$0.00	\$0.00	\$11,600.00	\$11,600.00	\$11,600.00	\$0.00	\$69,600.00	\$22,000.00
3220001	Arrendamiento de edificios	\$91,000.00	\$0.00	\$0.00	\$0.00	\$11,600.00	\$11,600.00	\$11,600.00	\$0.00	\$0.00	\$11,600.00	\$11,600.00	\$11,600.00	\$0.00	\$69,600.00	\$22,000.00
3230000	Arrendamiento de mobiliario y equipo de ad	\$10,700.00	\$0.00	\$0.00	\$0.00	\$3,480.00	\$0.00	\$0.00	\$17,740.00	\$0.00	\$0.00	\$0.00	\$0.00	\$10,440.00	\$290.00	
3230002	Arrendamiento de Equipo de Fotografía	\$10,700.00	\$0.00	\$0.00	\$0.00	\$3,480.00	\$0.00	\$0.00	\$17,740.00	\$0.00	\$0.00	\$0.00	\$0.00	\$10,440.00	\$290.00	
3250000	Arrendamiento de vehículos y e	\$5,220.00	\$0.00	\$0.00	\$0.00	\$0.00	\$0.00	\$0.00	\$0.00	\$0.00	\$0.00	\$0.00	\$0.00	\$5,220.00	\$0.00	
3250001	Servicios de arrendamiento de vehículos y e	\$5,220.00	\$0.00	\$0.00	\$0.00	\$0.00	\$0.00	\$0.00	\$0.00	\$0.00	\$0.00	\$0.00	\$0.00	\$5,220.00	\$0.00	
3260000	Arrendamiento de maquinaria, otros equipoe	\$40,122.81	\$0.00	\$0.00	\$40,122.81	\$0.00	\$0.00	\$0.00	\$0.00	\$0.00	\$0.00	\$0.00	\$0.00	\$40,122.81	\$0.00	

BAJO PROTESTA DE DECIR VERDAD DECLARAMOS QUE LAS CIFRAS CONTENIDAS EN ESTE ESTADO FINANCIERO SON VERACES Y CONTIENEN TODA LA INFORMACION REFERENTE A LA SITUACION Y/O LOS RESULTADOS DEL MUNICIPIO DE SAN AGUSTIN METZQUITLAN, HIDALGO, AFIRMANDO SER LEGALMENTE RESPONSABLES DE LA AUTENTICIDAD Y VERACIDAD DE LAS MISMAS, Y ASIMISMO, ASUMIMOS LA RESPONSABILIDAD DERIVADA DE CUALQUIER DECLARACION EN FALSO SOBRE LAS MISMAS.



Lugar: San Agustín Metzquitlán
 Estado: Hidalgo

MUNICIPIO DE SAN AGUSTIN METZQUITILAN

ESTADO DE HIDALGO

Analfítico Mensual de Egresos Pagados por Capítulo del Gasto al 30/nov/2017

(Cifras en pesos y centavos)

Objeto del Gasto	Presupuesto Vigente	Ene	Feb	Mar	Abr	May	Jun	Jul	Ago	Sep	Oct	Nov	Dic	Total	Diferencia (Mylene - Total)
326001 Aumento de Maqueteria y Equipo	\$40,122.81	\$0.00	\$0.00	\$0.00	\$40,122.81	\$0.00	\$0.00	\$0.00	\$0.00	\$0.00	\$0.00	\$0.00	\$0.00	\$40,122.81	\$0.00
326002 Otros arrendamientos	\$31,371.84	\$0.00	\$0.00	\$0.00	\$0.00	\$1,000.00	\$5,980.26	\$2,000.00	\$4,100.00	\$0.00	\$0.00	\$18,290.88	\$0.00	\$31,371.84	\$0.00
329001 Otros arrendamientos	\$31,371.84	\$0.00	\$0.00	\$0.00	\$0.00	\$1,000.00	\$5,980.26	\$2,000.00	\$4,100.00	\$0.00	\$0.00	\$18,290.88	\$0.00	\$31,371.84	\$0.00
330000 Servicios profesionales, científicos, técnicos y de consultoría administrativa, proce	\$168,997.95	\$0.00	\$85.00	\$0.00	\$3,998.32	\$1,373.80	\$0.00	\$49,000.00	\$23,999.99	\$49,208.00	\$13,054.72	\$12,790.00	\$0.00	\$162,998.83	\$5,628.02
330000 Servicios de consultoría administrativa, proce	\$15,080.00	\$0.00	\$0.00	\$0.00	\$2,320.00	\$0.00	\$0.00	\$0.00	\$0.00	\$0.00	\$4,054.72	\$12,790.00	\$0.00	\$15,080.00	\$0.00
330001 Servicios de apoyo administrativo, fotocopie	\$15,080.00	\$0.00	\$85.00	\$0.00	\$3,998.32	\$1,373.80	\$0.00	\$49,000.00	\$23,999.99	\$49,208.00	\$13,054.72	\$12,790.00	\$0.00	\$15,080.00	\$0.00
339002 Formas valenables	\$565.80	\$0.00	\$85.00	\$0.00	\$8.00	\$73.80	\$0.00	\$0.00	\$0.00	\$0.00	\$4,054.72	\$0.00	\$0.00	\$166.80	\$400.00
339000 Servicios profesionales, científicos y técnicos	\$108,228.01	\$0.00	\$0.00	\$0.00	\$0.00	\$1,300.00	\$0.00	\$49,000.00	\$23,999.99	\$10,000.00	\$9,000.00	\$0.00	\$0.00	\$100,999.99	\$5,228.02
339003 Prestación de Servicios Profesionales	\$108,228.01	\$0.00	\$0.00	\$0.00	\$0.00	\$1,300.00	\$0.00	\$49,000.00	\$23,999.99	\$10,000.00	\$9,000.00	\$0.00	\$0.00	\$100,999.99	\$5,228.02
340000 Servicios financieros, bancarios y comerciales	\$1,205.72	\$0.00	\$0.00	\$0.00	\$1,005.72	\$0.00	\$0.00	\$0.00	\$0.00	\$0.00	\$200.00	\$0.00	\$0.00	\$1,205.72	\$0.00
347000 Fletes y manobras	\$1,205.72	\$0.00	\$0.00	\$0.00	\$1,005.72	\$0.00	\$0.00	\$0.00	\$0.00	\$0.00	\$200.00	\$0.00	\$0.00	\$1,205.72	\$0.00
350000 Servicios de instalación, reparación, manan	\$423,976.13	\$0.00	\$0.00	\$178,238.20	\$57,954.91	\$86,165.11	\$45,170.73	\$4,947.20	\$5,954.98	\$45,446.44	\$90,411.40	\$12,448.60	\$0.00	\$402,469.87	\$21,506.26
351000 Conservación y mantenimiento menor de in	\$169,470.95	\$0.00	\$0.00	\$103,673.00	\$0.00	\$35,000.00	\$746.65	\$0.00	\$25,000.00	\$25,000.00	\$0.00	\$0.00	\$0.00	\$166,721.65	\$4,749.30
351001 Instalación, reparación y mantenimiento de	\$169,470.95	\$0.00	\$0.00	\$103,673.00	\$0.00	\$35,000.00	\$746.65	\$0.00	\$25,000.00	\$25,000.00	\$0.00	\$0.00	\$0.00	\$166,721.65	\$4,749.30
352000 Mantenimiento de Mobiliario y Equipo de Ac	\$2,088.00	\$0.00	\$0.00	\$0.00	\$0.00	\$0.00	\$0.00	\$2,088.00	\$0.00	\$0.00	\$0.00	\$0.00	\$0.00	\$2,088.00	\$0.00
352001 Instalación, reparación y mantenimiento de	\$2,088.00	\$0.00	\$0.00	\$0.00	\$0.00	\$0.00	\$0.00	\$2,088.00	\$0.00	\$0.00	\$0.00	\$0.00	\$0.00	\$2,088.00	\$0.00
353000 Mantenimiento de bienes informáticos	\$2,078.99	\$0.00	\$0.00	\$0.00	\$0.00	\$0.00	\$0.00	\$0.00	\$0.00	\$1,778.99	\$0.00	\$0.00	\$0.00	\$1,778.99	\$300.00
353001 Mantenimiento de bienes informáticos	\$2,078.99	\$0.00	\$0.00	\$0.00	\$0.00	\$0.00	\$0.00	\$0.00	\$0.00	\$1,778.99	\$0.00	\$0.00	\$0.00	\$1,778.99	\$300.00
355000 Reparación y mantenimiento de equipo de t	\$216,429.69	\$0.00	\$0.00	\$11,965.20	\$57,804.91	\$25,743.81	\$19,631.08	\$2,459.20	\$5,954.98	\$17,298.25	\$90,411.40	\$31,201.60	\$0.00	\$201,222.43	\$15,207.26
355001 Mantenimiento de Vehículos	\$216,429.69	\$0.00	\$0.00	\$11,965.20	\$57,804.91	\$25,743.81	\$19,631.08	\$2,459.20	\$5,954.98	\$17,298.25	\$90,411.40	\$31,201.60	\$0.00	\$201,222.43	\$15,207.26
357000 Instalación, reparación y mantenimiento de	\$30,897.30	\$0.00	\$0.00	\$0.00	\$0.00	\$5,141.30	\$24,958.00	\$0.00	\$0.00	\$0.00	\$0.00	\$1,158.00	\$0.00	\$30,897.30	\$0.00
357001 Mantenimiento de Maquinaria y Equipo	\$30,897.30	\$0.00	\$0.00	\$0.00	\$0.00	\$5,141.30	\$24,958.00	\$0.00	\$0.00	\$0.00	\$0.00	\$1,158.00	\$0.00	\$30,897.30	\$0.00
357004 Mantenimiento de herramientas	\$1,158.00	\$0.00	\$0.00	\$0.00	\$0.00	\$0.00	\$0.00	\$0.00	\$0.00	\$0.00	\$0.00	\$1,158.00	\$0.00	\$1,158.00	\$0.00
358000 Servicios de limpieza y manejo de desechos	\$181,120	\$0.00	\$0.00	\$0.00	\$159.00	\$0.00	\$200.00	\$0.00	\$0.00	\$1,411.20	\$0.00	\$0.00	\$0.00	\$1,761.20	\$1,250.00
358001 Servicios de Limpieza Limpieza y Fumigac	\$181,120	\$0.00	\$0.00	\$0.00	\$159.00	\$0.00	\$200.00	\$0.00	\$0.00	\$1,411.20	\$0.00	\$0.00	\$0.00	\$1,761.20	\$1,250.00
380000 Servicios de comunicación social y publicida	\$97,240.00	\$0.00	\$0.00	\$3,480.00	\$6,960.00	\$3,480.00	\$31,726.00	\$0.00	\$3,480.00	\$3,480.00	\$0.00	\$0.00	\$0.00	\$66,584.21	\$665.79
381000 Difusión por radio, televisión y otros medios	\$62,440.00	\$0.00	\$0.00	\$3,480.00	\$0,960.00	\$3,480.00	\$2,320.00	\$0.00	\$3,480.00	\$3,480.00	\$0.00	\$0.00	\$0.00	\$61,754.21	\$585.79
381001 Difusión de programas y actividades gubern	\$42,440.00	\$0.00	\$0.00	\$3,480.00	\$6,960.00	\$3,480.00	\$2,320.00	\$0.00	\$3,480.00	\$3,480.00	\$0.00	\$0.00	\$0.00	\$41,754.21	\$655.79
381002 Ingresos y Publicaciones Oficiales	\$20,000.00	\$0.00	\$0.00	\$0.00	\$0.00	\$0.00	\$0.00	\$0.00	\$0.00	\$0.00	\$0.00	\$0.00	\$0.00	\$20,000.00	\$0.00
382000 Difusión por radio, televisión y otros medios	\$34,800.00	\$0.00	\$0.00	\$0.00	\$0.00	\$0.00	\$34,800.00	\$0.00	\$0.00	\$0.00	\$0.00	\$0.00	\$0.00	\$34,800.00	\$0.00
382001 Difusión por radio, televisión y otros medios	\$34,800.00	\$0.00	\$0.00	\$0.00	\$0.00	\$0.00	\$34,800.00	\$0.00	\$0.00	\$0.00	\$0.00	\$0.00	\$0.00	\$34,800.00	\$0.00
372000 Pagos por prestaciones	\$2,760.00	\$0.00	\$638.80	\$0.00	\$5,134.00	\$3,781.00	\$8,316.82	\$9,382.34	\$3,895.00	\$7,842.40	\$13,758.20	\$15,708.85	\$0.00	\$88,857.41	\$15,128.26
372001 Prestaies laborales	\$2,760.00	\$0.00	\$638.80	\$0.00	\$5,134.00	\$3,781.00	\$8,316.82	\$9,382.34	\$3,895.00	\$7,842.40	\$13,758.20	\$15,708.85	\$0.00	\$88,857.41	\$15,128.26
375000 Viajes en el país	\$76,240.77	\$0.00	\$768.80	\$0.00	\$5,234.00	\$3,460.00	\$8,190.82	\$9,007.84	\$3,895.00	\$7,135.40	\$13,758.20	\$15,118.85	\$0.00	\$66,688.91	\$6,571.86
375001 Viajes en el país	\$76,240.77	\$0.00	\$768.80	\$0.00	\$5,234.00	\$3,460.00	\$8,190.82	\$9,007.84	\$3,895.00	\$7,135.40	\$13,758.20	\$15,118.85	\$0.00	\$66,688.91	\$6,571.86
379000 Otros servicios de hospedaje	\$4,985.00	\$0.00	\$70.00	\$0.00	\$0.00	\$161.00	\$126.00	\$0.00	\$0.00	\$707.00	\$0.00	\$0.00	\$0.00	\$1,884.00	\$3,101.00

BAJO PROTESTA DE DECIR VERDAD DECLARAMOS QUE LAS CIFRAS CONTENIDAS EN ESTE ESTADO FINANCIERO SON VERACES Y CONTIENEN TODA LA INFORMACIÓN REFERENTE A LA SITUACIÓN Y LOS RESULTADOS DEL MUNICIPIO DE SAN AGUSTIN METZQUITILAN, HIDALGO, AFIRMANDO SER LEGALMENTE RESPONSABLES DE LA AUTENTICIDAD Y VERACIDAD DE LAS MISMAS, Y ASIMISMO, ASUMIMOS LA RESPONSABILIDAD DERIVADA DE CUALQUIER DECLARACIÓN EN FALSO SOBRE LAS MISMAS.



MUNICIPIO DE SAN AGUSTÍN METZQUITLÁN
ESTADO DE HIDALGO
Analfítico Mensual de Egresos Pagados por Capítulo del Gasto al 30/nov./2017
(Cuentas con Movimientos)
(Cifras en pesos y centavos)






Objeto del Gasto	Presupuesto Vigente	Ene	Feb	Mar	Abr	May	Jun	Jul	Ago	Sep	Oct	Nov	Dic	Total Vigente	Diferencia Total
511000 Muebles de oficina y estantería	\$28,652.60	\$0.00	\$0.00	\$48,740.14	\$0.00	\$28,154.14	\$0.00	\$0.00	\$0.00	\$0.00	\$0.00	\$0.00	\$0.00	\$28,652.60	\$0.00
511001 Muebles de oficina y estantería	\$28,652.60	\$0.00	\$0.00	\$48,740.14	\$0.00	\$28,154.14	\$0.00	\$0.00	\$0.00	\$0.00	\$0.00	\$0.00	\$0.00	\$28,652.60	\$0.00
512000 Muebles, excepto de oficina y estantería	\$28,604.67	\$0.00	\$0.00	\$0.00	\$0.00	\$28,604.67	\$0.00	\$0.00	\$0.00	\$0.00	\$0.00	\$0.00	\$0.00	\$28,604.67	\$0.00
512001 Muebles, excepto de oficina y estantería	\$28,604.67	\$0.00	\$0.00	\$0.00	\$0.00	\$28,604.67	\$0.00	\$0.00	\$0.00	\$0.00	\$0.00	\$0.00	\$0.00	\$28,604.67	\$0.00
515000 Equipo de cómputo y de tecnología de la inf	\$258,730.99	\$0.00	\$0.00	\$102,881.00	\$0.00	\$178,600.00	\$0.00	\$4,600.00	\$0.00	\$16,146.99	\$49,200.00	\$17,300.00	\$0.00	\$258,730.99	\$0.00
515001 Bienes informáticos	\$258,730.99	\$0.00	\$0.00	\$102,881.00	\$0.00	\$178,600.00	\$0.00	\$4,600.00	\$0.00	\$16,146.99	\$49,200.00	\$17,300.00	\$0.00	\$258,730.99	\$0.00
519000 Otros mobiliarios y equipos de administración	\$79,256.67	\$0.00	\$0.00	\$23,223.00	\$0.00	\$0.00	\$0.00	\$0.00	\$0.00	\$0.00	\$52,000.00	\$0.00	\$0.00	\$79,256.67	\$0.00
519001 Equipo de Administración	\$79,256.67	\$0.00	\$0.00	\$23,223.00	\$0.00	\$0.00	\$0.00	\$0.00	\$0.00	\$0.00	\$52,000.00	\$0.00	\$0.00	\$79,256.67	\$0.00
520000 Mobiliario y equipo educacional y recreativo	\$57,272.80	\$0.00	\$0.00	\$0.00	\$0.00	\$0.00	\$0.00	\$0.00	\$0.00	\$50,236.24	\$5,800.32	\$0.00	\$0.00	\$57,272.80	\$0.00
521000 Equipos y aparatos audiovisuales	\$91,472.48	\$0.00	\$0.00	\$0.00	\$0.00	\$0.00	\$0.00	\$0.00	\$0.00	\$80,236.24	\$0.00	\$0.00	\$0.00	\$91,472.48	\$0.00
521001 Equipos y aparatos audiovisuales	\$91,472.48	\$0.00	\$0.00	\$0.00	\$0.00	\$0.00	\$0.00	\$0.00	\$0.00	\$80,236.24	\$0.00	\$0.00	\$0.00	\$91,472.48	\$0.00
523000 Cámaras fotográficas y de video	\$5,800.32	\$0.00	\$0.00	\$0.00	\$0.00	\$0.00	\$0.00	\$0.00	\$0.00	\$0.00	\$5,800.32	\$0.00	\$0.00	\$5,800.32	\$0.00
523001 Cámaras fotográficas y de video	\$5,800.32	\$0.00	\$0.00	\$0.00	\$0.00	\$0.00	\$0.00	\$0.00	\$0.00	\$0.00	\$5,800.32	\$0.00	\$0.00	\$5,800.32	\$0.00
540000 Vehículos y equipo terrestre	\$343,481.88	\$0.00	\$0.00	\$0.00	\$0.00	\$0.00	\$0.00	\$13,004.60	\$0.00	\$0.00	\$0.00	\$0.00	\$0.00	\$343,481.88	\$0.00
541000 Vehículos y equipo terrestre	\$343,481.88	\$0.00	\$0.00	\$0.00	\$0.00	\$0.00	\$0.00	\$13,004.60	\$0.00	\$0.00	\$0.00	\$0.00	\$0.00	\$343,481.88	\$0.00
541001 Vehículos y Equipo Terrestre	\$343,481.88	\$0.00	\$0.00	\$0.00	\$0.00	\$0.00	\$0.00	\$13,004.60	\$0.00	\$0.00	\$0.00	\$0.00	\$0.00	\$343,481.88	\$0.00
542000 Camionetas y remolques	\$13,004.60	\$0.00	\$0.00	\$0.00	\$0.00	\$0.00	\$0.00	\$13,004.60	\$0.00	\$0.00	\$0.00	\$0.00	\$0.00	\$13,004.60	\$0.00
542001 Camionetas y remolques	\$13,004.60	\$0.00	\$0.00	\$0.00	\$0.00	\$0.00	\$0.00	\$13,004.60	\$0.00	\$0.00	\$0.00	\$0.00	\$0.00	\$13,004.60	\$0.00
560000 Maquinaria, otros equipos y herramientas	\$10,000.00	\$0.00	\$0.00	\$98,000.00	\$0.00	\$33,251.40	\$0.00	\$0.00	\$0.00	\$3,463.76	\$0.00	\$0.00	\$0.00	\$114,725.16	\$24,725.16
560001 Equipo de comunicación y telecomunicador	\$81,821.00	\$0.00	\$0.00	\$26,100.00	\$0.00	\$33,251.40	\$0.00	\$0.00	\$0.00	\$0.00	\$0.00	\$0.00	\$0.00	\$81,821.00	\$0.00
560002 Equipos y Aparatos de Comunicación y Tel	\$6,927.32	\$0.00	\$0.00	\$0.00	\$0.00	\$0.00	\$0.00	\$0.00	\$0.00	\$3,463.76	\$0.00	\$0.00	\$0.00	\$6,927.32	\$0.00
560003 Equipos de generación eléctrica, aparatos y	\$71,920.60	\$0.00	\$0.00	\$71,920.60	\$0.00	\$0.00	\$0.00	\$0.00	\$0.00	\$0.00	\$0.00	\$0.00	\$0.00	\$71,920.60	\$0.00
560004 Herramientas y maquinaria-Herramienta	\$71,920.60	\$0.00	\$0.00	\$71,920.60	\$0.00	\$0.00	\$0.00	\$0.00	\$0.00	\$0.00	\$0.00	\$0.00	\$0.00	\$71,920.60	\$0.00
567000 Herramientas y maquinaria-Herramienta	\$71,920.60	\$0.00	\$0.00	\$71,920.60	\$0.00	\$0.00	\$0.00	\$0.00	\$0.00	\$0.00	\$0.00	\$0.00	\$0.00	\$71,920.60	\$0.00
590000 Activos intangibles	\$34,094.80	\$0.00	\$0.00	\$0.00	\$30,000.00	\$0.00	\$0.00	\$0.00	\$0.00	\$0.00	\$4,094.80	\$0.00	\$0.00	\$34,094.80	\$0.00
591000 Software	\$34,094.80	\$0.00	\$0.00	\$0.00	\$30,000.00	\$0.00	\$0.00	\$0.00	\$0.00	\$0.00	\$4,094.80	\$0.00	\$0.00	\$34,094.80	\$0.00
591001 Software	\$34,094.80	\$0.00	\$0.00	\$0.00	\$30,000.00	\$0.00	\$0.00	\$0.00	\$0.00	\$0.00	\$4,094.80	\$0.00	\$0.00	\$34,094.80	\$0.00
600000 INVERSION PUBLICA	\$7,396,173.35	\$0.00	\$0.00	\$0.00	\$0.00	\$0.00	\$0.00	\$0.00	\$0.00	\$808,297.91	\$427,178.47	\$427,178.47	\$0.00	\$1,232,653.85	\$6,163,519.50
610000 Otra pública en labores del dominio público	\$7,396,173.35	\$0.00	\$0.00	\$0.00	\$0.00	\$0.00	\$0.00	\$0.00	\$0.00	\$808,297.91	\$427,178.47	\$427,178.47	\$0.00	\$1,232,653.85	\$6,163,519.50
614000 División de terrenos y construcción de obra	\$7,396,173.35	\$0.00	\$0.00	\$0.00	\$0.00	\$0.00	\$0.00	\$0.00	\$0.00	\$808,297.91	\$427,178.47	\$427,178.47	\$0.00	\$1,232,653.85	\$6,163,519.50
614001 División de terrenos y construcción de obra	\$7,396,173.35	\$0.00	\$0.00	\$0.00	\$0.00	\$0.00	\$0.00	\$0.00	\$0.00	\$808,297.91	\$427,178.47	\$427,178.47	\$0.00	\$1,232,653.85	\$6,163,519.50
TOTAL	\$7,396,173.35	\$0.00	\$0.00	\$0.00	\$0.00	\$0.00	\$0.00	\$0.00	\$0.00	\$808,297.91	\$427,178.47	\$427,178.47	\$0.00	\$1,232,653.85	\$6,163,519.50

BAJO PROTESTA DE DECIR VERDAD DECLARAMOS QUE LAS CIFRAS CONTENIDAS EN ESTE ESTADO FINANCIERO SON VERACES Y CONTIENEN TODA LA INFORMACION REFERENTE A LA SITUACION Y/O LOS RESULTADOS DEL MUNICIPIO DE SAN AGUSTIN METZQUITLAN, HIDALGO, AFIRMANDO SER LEGALMENTE RESPONSABLES DE LA AUTENTICIDAD Y VERACIDAD DE LAS MISMAS, Y ASIMISMO, ASUMIMOS LA RESPONSABILIDAD DERIVADA DE CUALQUIER DECLARACION EN FALSO SOBRE LAS MISMAS.

MUNICIPIO DE SAN AGUSTÍN METZQUITTLÁN
ESTADO DE HIDALGO
Analfico Mensual de Egresos Pagados por Capitulo del Gasto al 30/nov/2017
 (Cuentas con Movimientos)
 (Cifras en pesos y centavos)

Fecha y hora de Impresión: 14/ene/2018 05:18 p. m.

Objeto del Gasto	Presupuesto Vigente	Ene	Feb	Mar	May	Jun	Jul	Ago	Sep	Oct	Nov	Dic	Total (Vigente - Total)	Diferencia
------------------	---------------------	-----	-----	-----	-----	-----	-----	-----	-----	-----	-----	-----	-------------------------	------------

 C. ASCENCION TELEZ RESENDIZ SINDICO PRODUCADOR	 	 D. ALEIDA OROZCO VARGAS PRESIDENTA MUNICIPAL	
---	---	---	--

"BAJO PROTESTA DE DECIR VERDAD DECLARAMOS QUE LAS CIFRAS CONTENIDAS EN ESTE ESTADO FINANCIERO SON VERACES Y CONTIENEN TODA LA INFORMACION REFERENTE A LA SITUACION Y/O LOS RESULTADOS DEL MUNICIPIO DE SAN AGUSTIN METZQUITTLAN, HIDALGO, AFIRMANDO SER LEGALMENTE RESPONSABLES DE LA AUTENTICIDAD Y VERACIDAD DE LAS MISMAS, Y ASIMISMO, ASUMIMOS LA RESPONSABILIDAD DERIVADA DE CUALQUIER DECLARACION EN FALSO SOBRE LAS MISMAS."

MUNICIPIO DE SAN AGUSTIN METZQUITTLAN
 ESTADO DE HIDALGO
 Analítico Mensual de Egresos Pagados por Capítulo del Gasto al 31/dic./2017
 (Cuentas con Movimientos)
 (Cifras en Pesos y Centavos)

Objeto del Gasto	Presupuesto		Ene	Feb	Mar	Abr	May	Jun	Jul	Ago	Sep	Oct	Nov	Dic	Total	Diferencia (Mgms - Tmg)
	Vigente	Adic.														
100000 SERVICIOS PERSONALES	\$20,026,203.74	\$1,115,527.73	\$1,714,318.49	\$1,481,232.86	\$1,326,788.85	\$1,429,516.91	\$1,450,898.26	\$1,421,271.16	\$1,454,111.72	\$1,449,109.53	\$1,478,381.16	\$1,417,792.58	\$4,100,582.98	\$20,026,203.74	\$0.00	
111000 Remuneraciones al personal de carácter per	\$16,729,412.11	\$1,757,621.05	\$1,650,992.61	\$1,283,821.54	\$1,318,274.15	\$1,405,414.92	\$1,297,168.95	\$1,353,964.95	\$1,395,228.97	\$1,428,711.76	\$1,478,381.16	\$1,417,792.58	\$1,474,882.97	\$16,729,412.11	\$0.00	
111001 Diarios	\$3,284,665.66	\$1,188,590.44	\$1,290,282.88	\$271,665.36	\$271,965.36	\$272,376.14	\$272,206.56	\$272,798.42	\$272,798.42	\$272,798.42	\$272,798.42	\$272,798.42	\$272,798.42	\$3,284,665.66	\$0.00	
111002 Dietas	\$3,294,665.66	\$1,188,590.44	\$1,290,282.88	\$271,665.36	\$271,965.36	\$272,376.14	\$272,206.56	\$272,798.42	\$272,798.42	\$272,798.42	\$272,798.42	\$272,798.42	\$272,798.42	\$3,294,665.66	\$0.00	
113000 Sueldos base al personal permanente	\$12,408,747.49	\$1,599,298.61	\$1,212,202.33	\$892,525.98	\$1,594,748.79	\$1,133,027.78	\$1,114,940.29	\$1,081,178.03	\$1,086,442.85	\$1,162,924.84	\$1,205,594.24	\$1,285,005.88	\$1,201,876.05	\$13,500,747.49	\$0.00	
120000 Remuneraciones al personal de carácter tran	\$12,408,747.49	\$1,599,298.61	\$1,212,202.33	\$892,525.98	\$1,594,748.79	\$1,133,027.78	\$1,114,940.29	\$1,081,178.03	\$1,086,442.85	\$1,162,924.84	\$1,205,594.24	\$1,285,005.88	\$1,201,876.05	\$13,500,747.49	\$0.00	
122001 Sueldos Base al Personal Eventual	\$215,376.13	\$142,405.69	\$142,405.69	\$142,405.69	\$142,405.69	\$142,405.69	\$142,405.69	\$142,405.69	\$142,405.69	\$142,405.69	\$142,405.69	\$142,405.69	\$142,405.69	\$215,376.13	\$0.00	
130000 Premios de vacaciones, dominical y gratific	\$2,258,924.94	\$191,371.05	\$2,067,553.89	\$191,371.05	\$191,371.05	\$191,371.05	\$191,371.05	\$191,371.05	\$191,371.05	\$191,371.05	\$191,371.05	\$191,371.05	\$191,371.05	\$2,258,924.94	\$0.00	
132001 Puntajes de vacaciones, dominical y gratific	\$2,258,924.94	\$191,371.05	\$2,067,553.89	\$191,371.05	\$191,371.05	\$191,371.05	\$191,371.05	\$191,371.05	\$191,371.05	\$191,371.05	\$191,371.05	\$191,371.05	\$191,371.05	\$2,258,924.94	\$0.00	
132002 Gratificación Anual	\$2,258,924.94	\$191,371.05	\$2,067,553.89	\$191,371.05	\$191,371.05	\$191,371.05	\$191,371.05	\$191,371.05	\$191,371.05	\$191,371.05	\$191,371.05	\$191,371.05	\$191,371.05	\$2,258,924.94	\$0.00	
133000 Horas extras	\$0.00	\$24,600.00	\$24,600.00	\$0.00	\$0.00	\$0.00	\$0.00	\$0.00	\$0.00	\$0.00	\$0.00	\$0.00	\$0.00	\$24,600.00	\$0.00	
134001 Compensaciones	\$678,955.18	\$0.00	\$678,955.18	\$0.00	\$0.00	\$0.00	\$0.00	\$0.00	\$0.00	\$0.00	\$0.00	\$0.00	\$0.00	\$678,955.18	\$0.00	
134002	\$678,955.18	\$0.00	\$678,955.18	\$0.00	\$0.00	\$0.00	\$0.00	\$0.00	\$0.00	\$0.00	\$0.00	\$0.00	\$0.00	\$678,955.18	\$0.00	
200000 MATERIALES Y SUMINISTROS	\$3,801,708.04	\$24,028.28	\$44,028.28	\$224,631.27	\$270,882.00	\$274,706.78	\$187,282.22	\$74,182.34	\$119,588.92	\$42,581.87	\$394,128.27	\$174,626.92	\$174,626.92	\$3,801,708.04	\$0.00	
210000 Materiales de administración, emisión de doc	\$504,691.00	\$0.00	\$504,691.00	\$0.00	\$0.00	\$0.00	\$0.00	\$0.00	\$0.00	\$0.00	\$0.00	\$0.00	\$0.00	\$504,691.00	\$0.00	
211001 Materiales, útiles y equipos menores de ofic	\$228,710.19	\$0.00	\$5,023.98	\$10,737.27	\$28,059.49	\$45,024.57	\$1,907.51	\$4,929.30	\$38,918.29	\$14,717.89	\$12,805.83	\$9,073.85	\$20,388.54	\$221,672.32	\$7,098.86	
211002 Gastos de Oficina	\$16,901.55	\$0.00	\$985.76	\$0.00	\$0.00	\$380.00	\$0.00	\$0.00	\$0.00	\$0.00	\$0.00	\$0.00	\$0.00	\$1,126.25	\$7,078.86	
212001 Materiales y útiles de impresión y reproduc	\$2,083.00	\$0.00	\$2,083.00	\$0.00	\$0.00	\$0.00	\$0.00	\$0.00	\$0.00	\$0.00	\$0.00	\$0.00	\$0.00	\$2,083.00	\$0.00	
214000 Materiales, útiles y equipos menores de tec	\$139,326.42	\$0.00	\$0.00	\$57,626.75	\$3,120.00	\$0.00	\$0.00	\$0.00	\$0.00	\$0.00	\$0.00	\$0.00	\$0.00	\$139,326.42	\$8.48	
214001 Material para equipos informáticos	\$159,326.42	\$0.00	\$0.00	\$57,626.75	\$3,120.00	\$0.00	\$0.00	\$0.00	\$0.00	\$0.00	\$0.00	\$0.00	\$0.00	\$159,326.42	\$8.48	
215000 Material de impresión y reproducción digital	\$11,285.05	\$0.00	\$0.00	\$0.00	\$0.00	\$0.00	\$0.00	\$0.00	\$0.00	\$0.00	\$0.00	\$0.00	\$0.00	\$11,285.05	\$0.00	
215001 Suscripciones a Publicaciones y Periódicos	\$11,285.05	\$0.00	\$0.00	\$0.00	\$0.00	\$0.00	\$0.00	\$0.00	\$0.00	\$0.00	\$0.00	\$0.00	\$0.00	\$11,285.05	\$0.00	
216000 Material de limpieza	\$89,945.05	\$0.00	\$0.00	\$0.00	\$0.00	\$0.00	\$0.00	\$0.00	\$0.00	\$0.00	\$0.00	\$0.00	\$0.00	\$89,945.05	\$0.00	
216001 Materiales y útiles de enseñanza	\$2,230.01	\$0.00	\$0.00	\$0.00	\$0.00	\$0.00	\$0.00	\$0.00	\$0.00	\$0.00	\$0.00	\$0.00	\$0.00	\$2,230.01	\$0.00	
216002 Material Didáctico	\$1,067.33	\$0.00	\$0.00	\$0.00	\$0.00	\$0.00	\$0.00	\$0.00	\$0.00	\$0.00	\$0.00	\$0.00	\$0.00	\$1,067.33	\$0.00	
218000 Materiales para el registro e identificación d	\$48.81	\$0.00	\$0.00	\$0.00	\$0.00	\$0.00	\$0.00	\$0.00	\$0.00	\$0.00	\$0.00	\$0.00	\$0.00	\$48.81	\$0.00	
218001 Formas y Etiquetas	\$48.81	\$0.00	\$0.00	\$0.00	\$0.00	\$0.00	\$0.00	\$0.00	\$0.00	\$0.00	\$0.00	\$0.00	\$0.00	\$48.81	\$0.00	
220000 Productos y servicios para personas	\$343,755.03	\$0.00	\$15,258.71	\$22,874.01	\$24,247.70	\$23,315.07	\$19,857.50	\$4,696.40	\$27,658.00	\$43,839.36	\$10,208.00	\$23,925.59	\$796,445.32	\$1,166,150.16	\$1,166,150.16	
221001 Alimentación de Personas	\$333,972.17	\$0.00	\$15,258.71	\$22,874.01	\$24,247.70	\$23,315.07	\$19,857.50	\$4,696.40	\$27,658.00	\$43,839.36	\$10,208.00	\$23,925.59	\$796,445.32	\$1,166,150.16	\$1,166,150.16	
223000 Utensilios para el Servicio de Alimentación	\$10,422.86	\$0.00	\$0.00	\$0.00	\$0.00	\$0.00	\$0.00	\$0.00	\$0.00	\$0.00	\$0.00	\$0.00	\$0.00	\$10,422.86	\$190.00	
223001 Utensilios para el Servicio de Alimentación	\$10,422.86	\$0.00	\$0.00	\$0.00	\$0.00	\$0.00	\$0.00	\$0.00	\$0.00	\$0.00	\$0.00	\$0.00	\$0.00	\$10,422.86	\$190.00	

BAJO PROTESTA DE DECIR VERDAD DECLARAMOS QUE LAS CIFRAS CONTENIDAS EN ESTE ESTADO FINANCIERO SON VERACES Y CONTIENEN TODA LA INFORMACION REFERENTE A LA SITUACION Y/O LOS RESULTADOS DEL MUNICIPIO DE SAN AGUSTIN METZQUITTLAN, HIDALGO, AFIRMANDO SER LEGALMENTE RESPONSABLES DE LA AUTENTICIDAD Y VERACIDAD DE LAS MISMAS, Y ASIMISMO, ASUMIMOS LA RESPONSABILIDAD DERIVADA DE CUALQUIER DECLARACION EN FALSO SOBRE LAS MISMAS".

MUNICIPIO DE SAN AGUSTÍN METZQUITTLÁN
ESTADO DE HIDALGO
Analítico Mensual de Egresos Pagados por Capítulo del Gasto al 31/dic./2017
(Cuentas con Movimientos)
(Cifras en pesos y centavos)

Objeto del Gasto	Presupuesto Vigente	Ene	Feb	Mar	Abr	May	Jun	Jul	Ago	Sep	Oct	Nov	Dic	Total	Diferencia (Egresos - Total)
230000 Materiales primas y materiales de producción y	\$26,732.64	\$0.00	\$0.00	\$0.00	\$0.00	\$24,055.64	\$0.00	\$0.00	\$0.00	\$0.00	\$2,677.00	\$0.00	\$0.00	\$26,732.64	\$0.00
231000 Productos alimenticios, agropecuarios y for	\$26,732.64	\$0.00	\$0.00	\$0.00	\$0.00	\$24,055.64	\$0.00	\$0.00	\$0.00	\$0.00	\$2,677.00	\$0.00	\$0.00	\$26,732.64	\$0.00
231004 Materiales y artículos de construcción y o	\$0.00	\$0.00	\$0.00	\$0.00	\$0.00	\$24,055.64	\$0.00	\$0.00	\$0.00	\$0.00	\$2,677.00	\$0.00	\$0.00	\$26,732.64	\$0.00
240000 Productos minerales no metálicos	\$622,373.23	\$0.00	\$0.00	\$0.00	\$3,679.76	\$8,292.38	\$4,819.80	\$0.00	\$3,906.32	\$0.00	\$0.00	\$0.00	\$0.00	\$12,798.96	\$609.96
241000 Productos minerales no metálicos	\$10,401.20	\$0.00	\$0.00	\$0.00	\$0.00	\$0.00	\$0.00	\$0.00	\$0.00	\$0.00	\$0.00	\$0.00	\$0.00	\$0.00	\$0.00
242000 Cemento y productos de concreto	\$10,401.20	\$0.00	\$0.00	\$0.00	\$0.00	\$0.00	\$0.00	\$0.00	\$0.00	\$0.00	\$0.00	\$0.00	\$0.00	\$0.00	\$0.00
242001 Cemento y productos de concreto	\$10,401.20	\$0.00	\$0.00	\$0.00	\$0.00	\$0.00	\$0.00	\$0.00	\$0.00	\$0.00	\$0.00	\$0.00	\$0.00	\$0.00	\$0.00
242003 Cemento y productos de concreto	\$30,649.80	\$0.00	\$0.00	\$0.00	\$0.00	\$0.00	\$0.00	\$0.00	\$0.00	\$0.00	\$0.00	\$0.00	\$0.00	\$0.00	\$0.00
244000 Madera y productos de madera	\$3,750.00	\$0.00	\$0.00	\$0.00	\$0.00	\$0.00	\$0.00	\$0.00	\$0.00	\$0.00	\$0.00	\$0.00	\$0.00	\$0.00	\$0.00
244001 Madera y productos de madera	\$3,750.00	\$0.00	\$0.00	\$0.00	\$0.00	\$0.00	\$0.00	\$0.00	\$0.00	\$0.00	\$0.00	\$0.00	\$0.00	\$0.00	\$0.00
246000 Material eléctrico y electrónico	\$31,511.19	\$0.00	\$0.00	\$0.00	\$0.00	\$3,750.00	\$0.00	\$0.00	\$0.00	\$0.00	\$0.00	\$0.00	\$0.00	\$3,750.00	\$0.00
246001 Material eléctrico	\$31,511.19	\$0.00	\$0.00	\$0.00	\$0.00	\$3,750.00	\$0.00	\$0.00	\$0.00	\$0.00	\$0.00	\$0.00	\$0.00	\$3,750.00	\$0.00
246002 Material electrónico	\$308,678.77	\$0.00	\$0.00	\$0.00	\$3,679.76	\$5,541.18	\$5,017.04	\$6,017.04	\$0.00	\$0.00	\$0.00	\$0.00	\$0.00	\$19,313.88	\$1,644.88
247000 Artículos metálicos para la construcción	\$16,007.75	\$0.00	\$0.00	\$0.00	\$0.00	\$0.00	\$0.00	\$0.00	\$0.00	\$0.00	\$0.00	\$0.00	\$0.00	\$0.00	\$0.00
247001 Artículos metálicos para la construcción	\$16,007.75	\$0.00	\$0.00	\$0.00	\$0.00	\$0.00	\$0.00	\$0.00	\$0.00	\$0.00	\$0.00	\$0.00	\$0.00	\$0.00	\$0.00
248000 Materiales complementarios	\$390.00	\$0.00	\$0.00	\$0.00	\$0.00	\$0.00	\$0.00	\$0.00	\$0.00	\$0.00	\$0.00	\$0.00	\$0.00	\$0.00	\$0.00
248001 Materiales complementarios	\$390.00	\$0.00	\$0.00	\$0.00	\$0.00	\$0.00	\$0.00	\$0.00	\$0.00	\$0.00	\$0.00	\$0.00	\$0.00	\$0.00	\$0.00
249000 Otros materiales y artículos de construcción	\$249,487.79	\$0.00	\$0.00	\$0.00	\$0.00	\$10,435.80	\$882.60	\$1,183.20	\$0.00	\$0.00	\$0.00	\$0.00	\$0.00	\$12,501.60	\$1,013.80
249001 Otros materiales y artículos de construcción	\$249,487.79	\$0.00	\$0.00	\$0.00	\$0.00	\$10,435.80	\$882.60	\$1,183.20	\$0.00	\$0.00	\$0.00	\$0.00	\$0.00	\$12,501.60	\$1,013.80
250000 Productos químicos, farmacéuticos y de labo	\$221,891.61	\$0.00	\$0.00	\$0.00	\$0.00	\$1,113.85	\$26,119.00	\$22,340.79	\$2,240.79	\$2,808.74	\$24,280.42	\$0.00	\$0.00	\$53,794.55	\$31,582.86
252000 Fertilizantes, pesticidas y otros agroquímico	\$7,723.80	\$0.00	\$0.00	\$0.00	\$0.00	\$0.00	\$0.00	\$0.00	\$0.00	\$0.00	\$0.00	\$0.00	\$0.00	\$0.00	\$0.00
252001 Fertilizantes, pesticidas y otros agroquímico	\$7,723.80	\$0.00	\$0.00	\$0.00	\$0.00	\$0.00	\$0.00	\$0.00	\$0.00	\$0.00	\$0.00	\$0.00	\$0.00	\$0.00	\$0.00
253000 Medicinas y productos farmacéuticos	\$21,968.71	\$0.00	\$0.00	\$0.00	\$0.00	\$1,100.00	\$6,055.00	\$398.80	\$1,779.99	\$1,795.14	\$0.00	\$0.00	\$0.00	\$10,058.83	\$7,886.12
253001 Medicinas y productos farmacéuticos	\$21,968.71	\$0.00	\$0.00	\$0.00	\$0.00	\$1,100.00	\$6,055.00	\$398.80	\$1,779.99	\$1,795.14	\$0.00	\$0.00	\$0.00	\$10,058.83	\$7,886.12
254000 Materiales, accesorios y suministros médic	\$21,012.66	\$0.00	\$0.00	\$0.00	\$0.00	\$1,000.00	\$0.00	\$0.00	\$0.00	\$0.00	\$0.00	\$0.00	\$0.00	\$1,000.00	\$0.00
254001 Materiales y Suministros Médicos	\$21,012.66	\$0.00	\$0.00	\$0.00	\$0.00	\$1,000.00	\$0.00	\$0.00	\$0.00	\$0.00	\$0.00	\$0.00	\$0.00	\$1,000.00	\$0.00
259000 Otros productos químicos	\$171,168.44	\$0.00	\$0.00	\$0.00	\$0.00	\$0.00	\$20,784.00	\$20,784.00	\$0.00	\$0.00	\$0.00	\$0.00	\$0.00	\$41,568.00	\$20,784.00
259001 Otros productos químicos	\$171,168.44	\$0.00	\$0.00	\$0.00	\$0.00	\$0.00	\$20,784.00	\$20,784.00	\$0.00	\$0.00	\$0.00	\$0.00	\$0.00	\$41,568.00	\$20,784.00
260000 Combustibles, lubricantes y aditivos	\$1,410,422.62	\$0.00	\$19,192.72	\$43,651.04	\$108,841.31	\$141,285.24	\$73,367.90	\$4,325.33	\$146,975.74	\$116,654.43	\$117,652.42	\$294,464.61	\$171,168.44	\$1,412,296.64	\$11,873.99
261000 Combustibles y lubricantes vehiculares y equ	\$1,398,852.79	\$0.00	\$19,192.72	\$43,651.04	\$108,841.31	\$141,285.24	\$73,367.90	\$4,325.33	\$146,975.74	\$116,654.43	\$117,652.42	\$294,464.61	\$171,168.44	\$1,412,296.64	\$11,873.99
261003 Combustibles y lubricantes para otro tipo v	\$23,576.83	\$0.00	\$0.00	\$0.00	\$0.00	\$0.00	\$0.00	\$0.00	\$0.00	\$0.00	\$0.00	\$0.00	\$0.00	\$0.00	\$0.00
261004 Vestuario, diarios, prendas de protección y	\$241,082.89	\$0.00	\$724.00	\$27,834.20	\$0.00	\$8,433.72	\$0.00	\$1,671.92	\$36,968.73	\$58,904.58	\$2,142.03	\$122,027.17	\$8,902.32	\$241,082.89	\$0.00
261001 Vestuario, uniformes	\$207,597.89	\$0.00	\$0.00	\$0.00	\$0.00	\$0.00	\$0.00	\$1,197.12	\$28,438.56	\$55,407.60	\$0.00	\$122,470.61	\$0.00	\$207,597.89	\$0.00
261002 Prendas de protección	\$32,375.67	\$0.00	\$724.00	\$0.00	\$0.00	\$8,433.72	\$0.00	\$1,197.12	\$8,530.17	\$3,496.98	\$2,142.03	\$122,470.61	\$55,505.56	\$32,375.67	\$0.00
261003 Productos textiles	\$1,466.53	\$0.00	\$0.00	\$0.00	\$0.00	\$0.00	\$0.00	\$1,500.00	\$1,030.00	\$3,000.00	\$0.00	\$0.00	\$0.00	\$1,466.53	\$0.00
261001 Blancos y otros productos textiles, excepto i	\$9,726.13	\$0.00	\$0.00	\$27,834.20	\$0.00	\$0.00	\$0.00	\$-18,104.07	\$0.00	\$0.00	\$0.00	\$0.00	\$0.00	\$9,726.13	\$0.00

"BAJO PROTESTA DE DECIR VERDAD DECLARAMOS QUE LAS CIFRAS CONTENIDAS EN ESTE ESTADO FINANCIERO SON VERACES Y CONTIENEN TODA LA INFORMACIÓN REFERENTE A LA SITUACIÓN Y/O LOS RESULTADOS DEL MUNICIPIO DE SAN AGUSTÍN METZQUITTLÁN, HIDALGO, AFRMANDO SER LEGALMENTE RESPONSABLES DE LA AUTENTICIDAD Y VERACIDAD DE LAS MISMAS, Y ASIMISMO, ASUMIMOS LA RESPONSABILIDAD DERIVADA DE CUALQUIER DECLARACIÓN EN FALSO SOBRE LAS MISMAS".



MUNICIPIO DE SAN AGUSTÍN METZQUITLÁN
ESTADO DE HIDALGO
Análisis Mensual de Egresos Pagados por Capítulo del Gasto al 31/dic/2017
(Cifras en pesos y centavos)

Fecha: 14/ene/2018
Hora de Impresión: 09:32 p. m.

Objeto del Gasto	Presupuesto Vigente	Ene	Feb	Mar	Abr	May	Jun	Jul	Ago	Sep	Oct	Nov	Dic	TOTAL (Vigente - Total)	Diferencia (Vigente - Total)
279001 Blancos y otros productos lavables, excepto: Materiales y suministros para seguridad	\$3,736.13	\$0.00	\$0.00	\$27,634.20	\$0.00	-\$18,104.97	\$0.00	\$0.00	\$0.00	\$169.00	\$0.00	\$0.00	\$0.00	\$0.00	\$37.00
282000 Materiales y suministros para seguridad	\$3,264.99	\$0.00	\$2,660.00	\$0.00	\$604.99	\$0.00	\$0.00	\$0.00	\$0.00	\$0.00	\$0.00	\$0.00	\$0.00	\$0.00	\$3,264.99
282001 Manuales de Seguridad Pública	\$2,690.00	\$0.00	\$2,690.00	\$0.00	\$0.00	\$0.00	\$0.00	\$0.00	\$0.00	\$0.00	\$0.00	\$0.00	\$0.00	\$0.00	\$2,690.00
283000 Prendas de protección para seguridad pública	\$504.99	\$0.00	\$0.00	\$0.00	\$604.99	\$0.00	\$0.00	\$0.00	\$0.00	\$0.00	\$0.00	\$0.00	\$0.00	\$0.00	\$504.99
283001 Prendas de protección para seguridad pública	\$604.99	\$0.00	\$0.00	\$0.00	\$604.99	\$0.00	\$0.00	\$0.00	\$0.00	\$0.00	\$0.00	\$0.00	\$0.00	\$0.00	\$604.99
281000 Herramientas, refacciones y accesorios manuales	\$427,468.34	\$0.00	\$0.00	\$21,866.38	\$0.00	\$41,587.44	\$50,251.20	\$1,205.40	\$16,246.15	\$88,988.16	\$39,105.55	\$45,141.84	\$67,199.77	\$421,223.99	\$6,184.35
281001 Herramientas manuales	\$127,049.16	\$0.00	\$0.00	\$0.00	\$0.00	\$12,615.89	\$19,128.11	\$0.00	\$7,012.72	\$24,389.53	\$15,120.48	\$16,041.09	\$16,771.76	\$126,697.50	\$891.96
282000 Refacciones y accesorios menores de edificios	\$127,049.16	\$0.00	\$0.00	\$3,935.88	\$10,751.19	\$12,045.89	\$19,128.11	\$0.00	\$7,012.72	\$24,389.53	\$15,120.48	\$16,941.09	\$16,771.76	\$126,697.50	\$951.95
282001 Refacciones y accesorios menores de edificios	\$26,481.95	\$0.00	\$0.00	\$0.00	\$0.00	\$0.00	\$365.40	\$0.00	\$1,005.48	\$1,236.56	\$0.00	\$138.00	\$1,986.00	\$26,481.95	\$100.00
293000 Refacciones y accesorios menores de equipamiento	\$28,461.95	\$0.00	\$0.00	\$0.00	\$2,310.00	\$18,340.51	\$18,993.00	\$0.00	\$1,236.56	\$0.00	\$0.00	\$728.99	\$6,119.80	\$28,461.95	\$100.00
293001 Refacciones y accesorios menores de equipamiento	\$18,628.45	\$0.00	\$0.00	\$0.00	\$0.00	\$0.00	\$1,889.00	\$0.00	\$0.00	\$0.00	\$0.00	\$728.99	\$6,119.80	\$18,628.45	\$0.00
294000 Refacciones y accesorios menores de mobiliario	\$18,628.45	\$0.00	\$0.00	\$0.00	\$0.00	\$0.00	\$0.00	\$0.00	\$0.00	\$0.00	\$0.00	\$0.00	\$0.00	\$0.00	\$18,628.45
294001 Refacciones y accesorios menores de mobiliario	\$30,804.22	\$0.00	\$0.00	\$0.00	\$1,245.00	\$18,171.04	\$28,926.79	\$1,203.40	\$10,226.95	\$46,781.84	\$34,303.40	\$27,332.72	\$20,807.21	\$30,804.22	\$0.00
296000 Refacciones y accesorios menores de equipamiento	\$323,843.50	\$0.00	\$0.00	\$17,690.50	\$6,954.95	\$16,171.04	\$28,926.79	\$1,203.40	\$10,226.95	\$46,781.84	\$34,303.40	\$27,332.72	\$20,807.21	\$218,710.81	\$5,132.69
296001 Refacciones y accesorios menores de equipamiento	\$620.05	\$0.00	\$0.00	\$0.00	\$270.05	\$0.00	\$0.00	\$0.00	\$0.00	\$0.00	\$0.00	\$0.00	\$0.00	\$620.05	\$0.00
298000 SERVICIOS GENERALES	\$4,340,587.71	\$16,376.10	\$191,022.00	\$335,442.20	\$382,097.20	\$338,557.70	\$358,828.87	\$584,742.50	\$240,418.01	\$585,892.25	\$420,280.78	\$385,597.27	\$831,289.20	\$4,280,297.50	\$60,333.81
310000 Servicios básicos	\$2,131,728.10	\$0.00	\$150,828.08	\$181,778.47	\$184,097.81	\$102,102.42	\$168,545.45	\$210,590.99	\$177,545.92	\$338,697.99	\$228,644.96	\$178,498.21	\$378,232.45	\$2,120,015.55	\$1,712.85
311000 Energía eléctrica	\$2,065,993.35	\$0.00	\$150,828.08	\$177,478.47	\$176,206.91	\$196,205.97	\$166,648.25	\$209,151.99	\$112,284.92	\$328,699.97	\$222,427.96	\$171,424.21	\$357,875.82	\$2,066,593.35	\$0.00
312000 Gas	\$10,677.08	\$0.00	\$0.00	\$0.00	\$294.70	\$0.00	\$483.20	\$0.00	\$0.00	\$1,465.50	\$537.00	\$0.00	\$6,252.13	\$10,677.08	\$1,644.55
314000 Telefonía tradicional	\$13,893.00	\$0.00	\$0.00	\$0.00	\$2,778.00	\$1,390.00	\$1,889.00	\$1,288.00	\$4,383.00	\$1,390.00	\$1,388.00	\$1,390.00	\$1,390.00	\$13,893.00	\$0.00
315000 Telefonía celular	\$1,000.00	\$0.00	\$0.00	\$0.00	\$0.00	\$0.00	\$0.00	\$0.00	\$0.00	\$0.00	\$0.00	\$0.00	\$0.00	\$1,000.00	\$0.00
317000 Servicios de acceso de Internet, redes y pro	\$36,245.00	\$0.00	\$0.00	\$4,292.00	\$4,292.00	\$4,292.00	\$25.00	\$0.00	\$4,292.00	\$0.00	\$4,292.00	\$5,684.00	\$11,368.00	\$36,245.00	\$8.00
317001 Servicios de Conducción de Señales Analógicas	\$38,945.00	\$0.00	\$0.00	\$4,292.00	\$4,292.00	\$4,292.00	\$25.00	\$0.00	\$4,292.00	\$0.00	\$4,292.00	\$5,684.00	\$11,368.00	\$38,945.00	\$8.00
318000 Servicio Postal	\$1,019.67	\$0.00	\$0.00	\$0.00	\$236.00	\$214.45	\$0.00	\$0.00	\$0.00	\$172.52	\$0.00	\$0.00	\$346.70	\$1,019.67	\$0.00
320000 Servicios de arrendamiento	\$169,484.65	\$0.00	\$0.00	\$1,740.00	\$51,722.81	\$16,989.00	\$17,590.56	\$2,000.00	\$5,840.00	\$11,600.00	\$20,300.00	\$20,980.88	\$12,459.00	\$169,204.65	\$269.00
322000 Arrendamiento de edificios	\$81,200.00	\$0.00	\$0.00	\$0.00	\$11,600.00	\$11,600.00	\$11,600.00	\$0.00	\$0.00	\$11,600.00	\$11,600.00	\$11,600.00	\$11,600.00	\$81,200.00	\$0.00
323000 Arrendamiento de mobiliario y equipo de ad	\$10,700.00	\$0.00	\$0.00	\$0.00	\$11,600.00	\$11,600.00	\$11,600.00	\$0.00	\$1,740.00	\$0.00	\$3,480.00	\$0.00	\$0.00	\$10,700.00	\$289.00
323002 Arrendamiento de equipo de Fotocopiado	\$10,700.00	\$0.00	\$0.00	\$0.00	\$0.00	\$3,480.00	\$0.00	\$0.00	\$1,740.00	\$0.00	\$3,480.00	\$0.00	\$0.00	\$10,700.00	\$289.00
325000 Arrendamiento de equipo de transporte	\$5,220.00	\$0.00	\$0.00	\$0.00	\$0.00	\$0.00	\$0.00	\$0.00	\$0.00	\$0.00	\$0.00	\$0.00	\$0.00	\$5,220.00	\$0.00
325001 Servicios de arrendamiento de vehículos y e	\$5,220.00	\$0.00	\$0.00	\$0.00	\$0.00	\$0.00	\$0.00	\$0.00	\$0.00	\$0.00	\$0.00	\$0.00	\$0.00	\$5,220.00	\$0.00

"BAJO PROTESTA DE DECIR VERDAD DECLARAMOS QUE LAS CIFRAS CONTENIDAS EN ESTE ESTADO FINANCIERO SON VERACES Y CONTIENEN TODA LA INFORMACIÓN REFERENTE A LA SITUACIÓN Y/O LOS RESULTADOS DEL MUNICIPIO DE SAN AGUSTÍN METZQUITLÁN, HIDALGO, AFIRMANDO SER LEGALMENTE RESPONSABLES DE LA AUTENTICIDAD Y VERACIDAD DE LAS MISMAS, Y ASIMISMO, ASUMIMOS LA RESPONSABILIDAD DERIVADA DE CUALQUIER DECLARACIÓN EN FALSO SOBRE LAS MISMAS".



MUNICIPIO DE SAN AGUSTÍN METZQUITTLÁN

ESTADO DE HIDALGO

Análisis Mensual de Egresos Pagados por Capítulo del Gasto al 31/dic./2017
 (Cuentas con Movimientos)
 (Cifras en pesos y centavos)

Objeto del Gasto	Presupuesto Vigente	Ene	Feb	Mar	Abr	May	Jun	Jul	Ago	Sep	Oct	Nov	Dic	Total (vigente - total)	Diferencia (vigente - total)
326000	Abrastamiento de maquinaria, otros equipos	\$40,722.81	\$0.00	\$0.00	\$40,722.81	\$0.00	\$0.00	\$0.00	\$0.00	\$0.00	\$0.00	\$0.00	\$0.00	\$40,722.81	\$0.00
326001	Abrastamiento de Maquinaria y Equipo	\$40,722.81	\$0.00	\$0.00	\$40,722.81	\$0.00	\$0.00	\$0.00	\$0.00	\$0.00	\$0.00	\$0.00	\$0.00	\$40,722.81	\$0.00
329000	Otros arrendamientos	\$31,521.84	\$0.00	\$0.00	\$0.00	\$3,982.96	\$5,980.96	\$2,000.00	\$4,100.00	\$0.00	\$0.00	\$18,290.68	\$290.00	\$31,521.84	\$0.00
329001	Otros arrendamientos	\$31,521.84	\$0.00	\$0.00	\$0.00	\$3,982.96	\$5,980.96	\$2,000.00	\$4,100.00	\$0.00	\$0.00	\$18,290.68	\$290.00	\$31,521.84	\$0.00
330000	Servicios profesionales, científicos, técnicos	\$244,425.15	\$80.00	\$0.00	\$2,553.32	\$1,373.80	\$0.00	\$49,000.00	\$23,999.59	\$49,208.00	\$13,054.72	\$22,410.40	\$81,055.32	\$244,026.15	\$400.00
330001	Servicios de consultoría administrativa, proce	\$15,000.00	\$0.00	\$0.00	\$0.00	\$0.00	\$0.00	\$0.00	\$0.00	\$0.00	\$0.00	\$0.00	\$0.00	\$15,000.00	\$0.00
330002	Servicios de apoyo administrativo, fotocopias	\$15,000.00	\$0.00	\$0.00	\$0.00	\$0.00	\$0.00	\$0.00	\$0.00	\$0.00	\$0.00	\$0.00	\$0.00	\$15,000.00	\$0.00
330003	Servicios de apoyo administrativo, fotocopia	\$59,885.16	\$0.00	\$0.00	\$2,200.00	\$0.00	\$0.00	\$0.00	\$0.00	\$0.00	\$0.00	\$0.00	\$0.00	\$59,885.16	\$0.00
330004	Servicios de apoyo administrativo, fotocopia	\$10,965.56	\$0.00	\$0.00	\$1,518.32	\$1,373.80	\$0.00	\$0.00	\$0.00	\$0.00	\$0.00	\$0.00	\$0.00	\$10,965.56	\$0.00
330005	Servicios profesionales, científicos y técnico	\$169,479.59	\$0.00	\$0.00	\$1,519.32	\$1,300.00	\$0.00	\$49,000.00	\$22,999.59	\$10,000.00	\$4,054.72	\$55.00	\$12,575.32	\$169,479.59	\$400.00
330006	Servicios de apoyo administrativo, fotocopias	\$10,965.56	\$0.00	\$0.00	\$8.00	\$0.00	\$0.00	\$0.00	\$0.00	\$0.00	\$0.00	\$0.00	\$0.00	\$10,965.56	\$0.00
340000	Servicios financieros, bancarios y cambiaria	\$1,205.72	\$0.00	\$0.00	\$1,005.72	\$0.00	\$0.00	\$49,000.00	\$23,999.59	\$0.00	\$0.00	\$0.00	\$0.00	\$1,205.72	\$0.00
347000	Fletes y mandatos	\$1,205.72	\$0.00	\$0.00	\$1,005.72	\$0.00	\$0.00	\$0.00	\$0.00	\$0.00	\$0.00	\$0.00	\$0.00	\$1,205.72	\$0.00
350000	Servicios de instalación, reparación, manteni	\$682,461.22	\$0.00	\$0.00	\$115,204.20	\$57,964.81	\$45,719.73	\$4,547.20	\$5,054.98	\$45,448.44	\$30,411.40	\$32,419.60	\$273,711.52	\$676,181.08	\$8,290.13
351000	Conservación y mantenimiento menor de m	\$303,148.81	\$0.00	\$0.00	\$103,673.06	\$0.00	\$7,485.55	\$0.00	\$0.00	\$0.00	\$0.00	\$0.00	\$0.00	\$303,148.81	\$275.68
352000	Instalación, reparación y mantenimiento de	\$399,312.41	\$0.00	\$0.00	\$103,673.06	\$0.00	\$38,234.18	\$4,547.20	\$5,054.98	\$45,448.44	\$30,411.40	\$32,419.60	\$273,711.52	\$676,181.08	\$8,290.13
352001	Mantenimiento de Mobiliario y Equipo de Ac	\$2,088.00	\$0.00	\$0.00	\$0.00	\$0.00	\$0.00	\$0.00	\$0.00	\$0.00	\$0.00	\$0.00	\$0.00	\$2,088.00	\$0.00
352002	Instalación, reparación y mantenimiento de	\$3,978.98	\$0.00	\$0.00	\$0.00	\$0.00	\$0.00	\$0.00	\$0.00	\$0.00	\$0.00	\$0.00	\$0.00	\$3,978.98	\$190.00
352003	Mantenimiento de bienes informáticos	\$3,978.98	\$0.00	\$0.00	\$0.00	\$0.00	\$0.00	\$0.00	\$0.00	\$0.00	\$0.00	\$0.00	\$0.00	\$3,978.98	\$190.00
352004	Reparación y mantenimiento de equipo de i	\$235,028.93	\$0.00	\$0.00	\$57,804.91	\$25,743.81	\$19,633.08	\$2,459.20	\$5,054.98	\$17,776.59	\$13,776.59	\$10.00	\$2,049.99	\$3,828.58	\$150.00
352005	Llaves de llaves	\$235,028.93	\$0.00	\$0.00	\$57,804.91	\$25,743.81	\$19,633.08	\$2,459.20	\$5,054.98	\$17,776.59	\$13,776.59	\$10.00	\$2,049.99	\$3,828.58	\$150.00
357000	Instalación, reparación y mantenimiento de	\$44,797.30	\$0.00	\$0.00	\$0.00	\$5,141.30	\$24,958.00	\$0.00	\$0.00	\$0.00	\$0.00	\$0.00	\$0.00	\$44,797.30	\$5,433.47
357001	Mantenimiento de Maquinaria y Equipo	\$29,739.30	\$0.00	\$0.00	\$0.00	\$5,141.30	\$24,958.00	\$0.00	\$0.00	\$0.00	\$0.00	\$0.00	\$0.00	\$29,739.30	\$0.00
357004	Mantenimiento de herramientas	\$11,158.00	\$0.00	\$0.00	\$0.00	\$0.00	\$0.00	\$0.00	\$0.00	\$0.00	\$0.00	\$0.00	\$0.00	\$11,158.00	\$0.00
357005	Mantenimiento de otros equipos	\$13,900.00	\$0.00	\$0.00	\$0.00	\$0.00	\$0.00	\$0.00	\$0.00	\$0.00	\$0.00	\$0.00	\$0.00	\$13,900.00	\$0.00
358000	Servicios de limpieza y manejo de desecho	\$3,421.20	\$0.00	\$0.00	\$0.00	\$0.00	\$0.00	\$0.00	\$0.00	\$0.00	\$0.00	\$0.00	\$0.00	\$3,421.20	\$0.00
358001	Servicio de Limpieza Limpieza y Fumigac	\$3,421.20	\$0.00	\$0.00	\$0.00	\$0.00	\$0.00	\$0.00	\$0.00	\$0.00	\$0.00	\$0.00	\$0.00	\$3,421.20	\$0.00
360000	Servicios de comunicación social y publicida	\$117,745.69	\$0.00	\$0.00	\$3,480.00	\$7,120.00	\$2,000.00	\$0.00	\$0.00	\$0.00	\$0.00	\$0.00	\$0.00	\$117,745.69	\$420.00
361000	Difusión por radio, televisión y otros medio	\$82,945.69	\$0.00	\$0.00	\$3,480.00	\$7,120.00	\$2,000.00	\$0.00	\$0.00	\$0.00	\$0.00	\$0.00	\$0.00	\$82,945.69	\$600.00
361001	Difusión de programas y actividades gubern	\$82,945.69	\$0.00	\$0.00	\$3,480.00	\$7,120.00	\$2,000.00	\$0.00	\$0.00	\$0.00	\$0.00	\$0.00	\$0.00	\$82,945.69	\$600.00
361002	Impresiones y Publicaciones Oficiales	\$30,000.00	\$0.00	\$0.00	\$0.00	\$0.00	\$0.00	\$0.00	\$0.00	\$0.00	\$0.00	\$0.00	\$0.00	\$30,000.00	\$600.00
362000	División por radio, televisión y otros medio	\$34,800.00	\$0.00	\$0.00	\$0.00	\$34,800.00	\$0.00	\$0.00	\$0.00	\$0.00	\$0.00	\$0.00	\$0.00	\$34,800.00	\$0.00
362001	División por radio, televisión y otros medio	\$34,800.00	\$0.00	\$0.00	\$0.00	\$34,800.00	\$0.00	\$0.00	\$0.00	\$0.00	\$0.00	\$0.00	\$0.00	\$34,800.00	\$0.00
370000	Servicios de traslado y vehículos	\$88,091.24	\$0.00	\$0.00	\$5,334.00	\$3,781.00	\$8,316.82	\$9,382.34	\$3,855.00	\$7,842.40	\$13,758.20	\$15,174.85	\$10,497.75	\$88,091.24	\$4,689.58
372000	Pasajes terrestres	\$23,100.00	\$0.00	\$0.00	\$0.00	\$0.00	\$0.00	\$0.00	\$0.00	\$0.00	\$0.00	\$0.00	\$0.00	\$23,100.00	\$0.00
372001	Pasajes terrestres	\$23,100.00	\$0.00	\$0.00	\$0.00	\$0.00	\$0.00	\$0.00	\$0.00	\$0.00	\$0.00	\$0.00	\$0.00	\$23,100.00	\$0.00
375000	Vehículos en el país	\$64,991.24	\$0.00	\$0.00	\$5,334.00	\$3,781.00	\$8,316.82	\$9,382.34	\$3,855.00	\$7,842.40	\$13,758.20	\$15,174.85	\$10,497.75	\$64,991.24	\$4,689.58

“BAJO PROTESTA DE DECIR VERDAD DECLARAMOS QUE LAS CIFRAS CONTENIDAS EN ESTE ESTADO FINANCIERO SON VERACES Y CONTIENEN TODA LA INFORMACIÓN REFERENTE A LA SITUACIÓN Y/O LOS RESULTADOS DEL MUNICIPIO DE SAN AGUSTÍN METZQUITTLÁN, HIDALGO, AFIRMANDO SER LEGALMENTE RESPONSABLES DE LA AUTENTICIDAD Y VERACIDAD DE LAS MISMAS, Y ASIMISMO, ASUMIMOS LA RESPONSABILIDAD DERIVADA DE CUALQUIER DECLARACIÓN EN FALSO SOBRE LAS MISMAS.”



Ur. Superior
Rep. pda. Auditor/Presupuesto Egresos

Fecha y Hora de Impresión: 14/ene/2016 09:32 p. m.

MUNICIPIO DE SAN AGUSTIN METZQUITTLAN

ESTADO DE HIDALGO

Analitico Mensual de Egresos Pagados por Capitulo del Gasto al 31/dic/2017
(Cuentas con Movimientos)
(Cifras en pesos y centavos)

Objeto del Gasto	Presupuesto Vigente												Total (Vigente - Total)	Diferencia
	Ene	Feb	Mar	Abr	May	Jun	Jul	Ago	Sep	Oct	Nov	Dic		



C. HECTOR SERRANO MARTINEZ
TESORERO MUNICIPAL



C. ASCENCION TELLEZ CRISTAN
SINDICO PRODURADOR



C. LEIDA GORDAZ VARGAS
PRESIDENTA MUNICIPAL

"BAJO PROTESTA DE DECIR VERDAD DECLARAMOS QUE LAS CIFRAS CONTENIDAS EN ESTE ESTADO FINANCIERO SON VERACES Y CONTIENEN TODA LA INFORMACION REFERENTE A LA SITUACION Y/O LOS RESULTADOS DEL MUNICIPIO DE SAN AGUSTIN METZQUITTLAN, HIDALGO, AFIRMANDO SER LEGALMENTE RESPONSABLES DE LA AUTENTICIDAD Y VERACIDAD DE LAS MISMAS, Y ASIMISMO, ASUMIMOS LA RESPONSABILIDAD DERIVADA DE CUALQUIER DECLARACION EN FALSO SOBRE LAS MISMAS".